



BRITCAR "INTO THE NIGHT"

Brands Hatch Indy Circuit

18th & 19th November 2011



Results Provided by Timing Solutions Ltd
www.tsl-timing.com

Britcar MSA British Endurance & Britcar Dunlop Production GTN Championships

PRACTICE & NIGHT FAMILIARISATION - CLASSIFICATION

POS	NO	CL	NAME	ENTRY	TIME	ON	LAPS	GAP	DIFF	MPH
1	91	2I	LEMMER / KIMBER-SMITH	Ginetta G55 - Barwell Motorsport	48.995	37	41			88.75
2	38	3	BARRETT / SHEPHERF	Porsche 997 Cup - Rod Barrett	49.371	23	32	0.376	0.376	88.08
3	50	3I	McNEILLY / STANLEY	Lotus Exige - Fox Motorsport	49.832	28	34	0.837	0.461	87.26
4	19	2I	BRYANT / BRYANT	Marcos Mantis - Olver Bryant	50.046	21	21	1.051	0.214	86.89
5	39	3	JONES / JONES / JONES	Porsche 997 GT3 Cup - Eurotech Racing	50.112	51	69	1.117	0.066	86.77
6	66	P1I	FENN / BARFF	Honda NSX - JDR	50.162	12	41	1.167	0.050	86.69
7	21	2	WILKINS / SCOTT	Dodge Viper - GT3 Racing	50.455	5	11	1.460	0.293	86.18
8	48	2I	MOWLE / OSBOURNE / MURRELL	Ginetta G50 - Lee Mowle	50.551	57	57	1.556	0.096	86.02
9	37	3	BAILEY / SCHULZ	Ferrari 430 Challenge - Paul Bailey	50.563	39	40	1.568	0.012	86.00
10	88	P1	CLARKE / GIBSON	BMW M3 E46 - Kevin Clarke	50.590	18	38	1.595	0.027	85.95
11	40	3I	MARDENBOROUGH / HEITKOTTEI	Nissan GT4 - RJN Motorsport	51.240	10	36	2.245	0.650	84.86
12	83	P2I	CHAMBERLAIN / GREENSALL	Lotus Elise - CTR Development	51.356	40	40	2.361	0.116	84.67
13	36	3	O'NEIL / FLETCHER	Marcos Mantis - Topcats Racing	51.494	18	30	2.499	0.138	84.44
14	26	2	HUGGINS / HARRISON	Marcos Mantis - Topcats Racing	51.504	53	55	2.509	0.010	84.43
15	45	P1	TICEHURST / MILDENHALL	Mazda MX5 - Mazda Motors	52.412	9	26	3.417	0.908	82.96
16	23	3	NORRIS-JONES / MUSSI	Lotus Exige - Dan Norris-Jones	52.873	21	22	3.878	0.461	82.24
17	52	P1	PHILLIPS / GOWER	Lotus Elise S2 - Simon Phillips	53.137	16	16	4.142	0.264	81.83
18	65	P2	OSBORNE / MAY	Seat Leon - James May	54.731	11	18	5.736	1.594	79.45
19	75	P2	WILDS / CAMERON	Mazda MX5 - Mazda Motors	57.398	8	33	8.403	2.667	75.76
20	77	2I	HARDING / AXISIA	Honda Integra DC5 -	58.300	9	17	9.305	0.902	74.59

Drivers Alyn James, Dave Allen and Tim Saunders all done there night laps in other cars

Brands Hatch Indy
Circuit Length = 1.2079 miles
Start: 16:45 End: 00:00

Weather / Track : Cloudy / Dry

These results are provisional until the conclusion of any judicial and technical matters.

Clerk of Course :		Timekeeper :
-------------------	--	--------------

Britcar MSA British Endurance & Britcar Dunlop Production GTN Championships

PRACTICE & NIGHT FAMILIARISATION - LAP ANALYSIS

19	BRYANT / BRYANT			21 Marcos Mantis - Olver Bryant			
1 -	57.244	+ 7.198	17:00:22.788	12 -	1:00.472	+ 10.426	17:43:43.524
2 -	54.884	+ 4.838	17:01:17.672	13 -	52.024	+ 1.978	17:44:35.548
3 -	8:38.529 P	+ 7:48.483	17:09:56.201	14 -	54.780	+ 4.734	17:45:30.328
4 -	1:05.474	+ 15.428	17:11:01.675	15 -	50.904	+ 0.858	17:46:21.232
5 -	7:18.692 P	+ 6:28.646	17:18:20.367	16 -	50.567	+ 0.521	17:47:11.799
6 -	59.035	+ 8.989	17:19:19.402	17 -	50.384	+ 0.338	17:48:02.183
7 -	51.346	+ 1.300	17:20:10.748	18 -	51.325	+ 1.279	17:48:53.508
8 -	51.347	+ 1.301	17:21:02.095	19 -	55.481	+ 5.435	17:49:48.989
9 -	52.063	+ 2.017	17:21:54.158	20 -	51.405	+ 1.359	17:50:40.394
10 -	55.027	+ 4.981	17:22:49.185	21 -	50.046		17:51:30.440
11 -	19:53.867 P	+ 19:03.821	17:42:43.052				
21	WILKINS / SCOTT			2 Dodge Viper - GT3 Racing			
1 -	1:12.189	+ 21.734	16:50:02.362	7 -	59.575	+ 9.120	16:58:35.251
2 -	58.191	+ 7.736	16:51:00.553	8 -	53.740	+ 3.285	16:59:28.991
3 -	55.170	+ 4.715	16:51:55.723	9 -	52.648	+ 2.193	17:00:21.639
4 -	53.476	+ 3.021	16:52:49.199	10 -	51.154	+ 0.699	17:01:12.793
5 -	50.455		16:53:39.654	11 -	53.519	+ 3.064	17:02:06.312
6 -	3:56.022 P	+ 3:05.567	16:57:35.676				
23	NORRIS-JONES / MUSSI			3 Lotus Exige - Dan Norris-Jones			
1 -	8:58.061 P	+ 8:05.188	17:30:14.426	12 -	56.370	+ 3.497	17:47:01.709
2 -	2:34.448 P	+ 1:41.575	17:32:48.874	13 -	56.185	+ 3.312	17:47:57.894
3 -	1:12.570	+ 19.697	17:34:01.444	14 -	56.672	+ 3.799	17:48:54.566
4 -	1:05.685	+ 12.812	17:35:07.129	15 -	4:53.932 P	+ 4:01.059	17:53:48.498
5 -	1:02.598	+ 9.725	17:36:09.727	16 -	58.486	+ 5.613	17:54:46.984
6 -	1:01.362	+ 8.489	17:37:11.089	17 -	54.649	+ 1.776	17:55:41.633
7 -	5:00.661 P	+ 4:07.788	17:42:11.750	18 -	53.611	+ 0.738	17:56:35.244
8 -	1:02.808	+ 9.935	17:43:14.558	19 -	53.212	+ 0.339	17:57:28.456
9 -	57.381	+ 4.508	17:44:11.939	20 -	53.442	+ 0.569	17:58:21.898
10 -	56.931	+ 4.058	17:45:08.870	21 -	52.873		17:59:14.771
11 -	56.469	+ 3.596	17:46:05.339	22 -	58.416	+ 5.543	18:00:13.187
26	HUGGINS / HARRISON			2 Marcos Mantis - Topcats Racing			
1 -	1:12.592	+ 21.088	16:51:56.637	29 -	1:16.596	+ 25.092	17:47:43.072
2 -	58.983	+ 7.479	16:52:55.620	30 -	1:04.409	+ 12.905	17:48:47.481
3 -	56.637	+ 5.133	16:53:52.257	31 -	58.669	+ 7.165	17:49:46.150
4 -	55.822	+ 4.318	16:54:48.079	32 -	57.062	+ 5.558	17:50:43.212
5 -	55.953	+ 4.449	16:55:44.032	33 -	59.374	+ 7.870	17:51:42.586
6 -	2:12.805 P	+ 1:21.301	16:57:56.837	34 -	55.414	+ 3.910	17:52:38.000
7 -	1:02.680	+ 11.176	16:58:59.517	35 -	55.672	+ 4.168	17:53:33.672
8 -	55.568	+ 4.064	16:59:55.085	36 -	55.960	+ 4.456	17:54:29.632
9 -	53.940	+ 2.436	17:00:49.025	37 -	53.444	+ 1.940	17:55:23.076
10 -	54.380	+ 2.876	17:01:43.405	38 -	55.225	+ 3.721	17:56:18.301
11 -	53.324	+ 1.820	17:02:36.729	39 -	55.079	+ 3.575	17:57:13.380
12 -	54.276	+ 2.772	17:03:31.005	40 -	54.449	+ 2.945	17:58:07.829
13 -	55.573	+ 4.069	17:04:26.578	41 -	54.032	+ 2.528	17:59:01.861
14 -	2:59.989 P	+ 2:08.485	17:07:26.567	42 -	2:07.232 P	+ 1:15.728	18:01:09.093
15 -	1:04.366	+ 12.862	17:08:30.933	43 -	59.857	+ 8.353	18:02:08.950
16 -	19:51.773 P	+ 19:00.269	17:28:22.706	44 -	53.701	+ 2.197	18:03:02.651
17 -	1:09.994	+ 18.490	17:29:32.700	45 -	53.816	+ 2.312	18:03:56.467
18 -	1:00.850	+ 9.346	17:30:33.550	46 -	53.938	+ 2.434	18:04:50.405
19 -	57.800	+ 6.296	17:31:31.350	47 -	53.395	+ 1.891	18:05:43.800
20 -	3:57.268 P	+ 3:05.764	17:35:28.618	48 -	55.430	+ 3.926	18:06:39.230
21 -	59.728	+ 8.224	17:36:28.346	49 -	3:14.416 P	+ 2:22.912	18:09:53.646
22 -	56.235	+ 4.731	17:37:24.581	50 -	58.429	+ 6.925	18:10:52.075
23 -	59.494	+ 7.990	17:38:24.075	51 -	52.753	+ 1.249	18:11:44.828
24 -	55.827	+ 4.323	17:39:19.902	52 -	52.581	+ 1.077	18:12:37.409
25 -	56.448	+ 4.944	17:40:16.350	53 -	51.504		18:13:28.913
26 -	56.041	+ 4.537	17:41:12.391	54 -	51.624	+ 0.120	18:14:20.537
27 -	55.739	+ 4.235	17:42:08.130	55 -	52.089	+ 0.585	18:15:12.626
28 -	4:18.346 P	+ 3:26.842	17:46:26.476				

Drivers Alyn James, Dave Allen and Tim Saunders all done there night laps in other cars

Weather / Track : Cloudy / Dry

Brands Hatch Indy
Circuit Length = 1.2079 miles
Start: 16:45 End: 00:00

Britcar MSA British Endurance & Britcar Dunlop Production GTN Championships

PRACTICE & NIGHT FAMILIARISATION - LAP ANALYSIS

36	O'NEIL / FLETCHER			3	Marcos Mantis - Topcats Racing		
1 -	1:06.191	+ 14.697	16:50:52.290	16 -	51.804	+ 0.310	17:05:34.280
2 -	58.094	+ 6.600	16:51:50.384	17 -	53.767	+ 2.273	17:06:28.047
3 -	54.317	+ 2.823	16:52:44.701	18 -	51.494		17:07:19.541
4 -	52.903	+ 1.409	16:53:37.604	19 -	51.744	+ 0.250	17:08:11.285
5 -	52.963	+ 1.469	16:54:30.567	20 -	52.348	+ 0.854	17:09:03.633
6 -	52.716	+ 1.222	16:55:23.283	21 -	52.606	+ 1.112	17:09:56.239
7 -	53.668	+ 2.174	16:56:16.951	22 -	5:41.364 P	+ 4:49.870	17:15:37.603
8 -	52.900	+ 1.406	16:57:09.851	23 -	1:11.251	+ 19.757	17:16:48.854
9 -	53.037	+ 1.543	16:58:02.888	24 -	1:00.607	+ 9.113	17:17:49.461
10 -	52.687	+ 1.193	16:58:55.575	25 -	55.678	+ 4.184	17:18:45.139
11 -	51.872	+ 0.378	16:59:47.447	26 -	54.173	+ 2.679	17:19:39.312
12 -	51.540	+ 0.046	17:00:38.987	27 -	53.766	+ 2.272	17:20:33.078
13 -	2:17.020 P	+ 1:25.526	17:02:56.007	28 -	54.322	+ 2.828	17:21:27.400
14 -	54.634	+ 3.140	17:03:50.641	29 -	57.566	+ 6.072	17:22:24.966
15 -	51.835	+ 0.341	17:04:42.476	30 -	56.621	+ 5.127	17:23:21.587
37	BAILEY / SCHULZ			3	Ferrari 430 Challenge - Paul Bailey		
1 -	1:12.576	+ 22.013	16:51:06.450	21 -	51.562	+ 0.999	17:18:24.129
2 -	1:05.489	+ 14.926	16:52:11.939	22 -	52.689	+ 2.126	17:19:16.818
3 -	1:01.839	+ 11.276	16:53:13.778	23 -	51.572	+ 1.009	17:20:08.390
4 -	59.828	+ 9.265	16:54:13.606	24 -	51.500	+ 0.937	17:20:59.890
5 -	58.212	+ 7.649	16:55:11.818	25 -	51.226	+ 0.663	17:21:51.116
6 -	57.338	+ 6.775	16:56:09.156	26 -	7:22.444 P	+ 6:31.881	17:29:13.560
7 -	56.413	+ 5.850	16:57:05.569	27 -	1:04.102	+ 13.539	17:30:17.662
8 -	56.839	+ 6.276	16:58:02.408	28 -	59.779	+ 9.216	17:31:17.441
9 -	58.484	+ 7.921	16:59:00.892	29 -	59.651	+ 9.088	17:32:17.092
10 -	4:21.135 P	+ 3:30.572	17:03:22.027	30 -	52.161	+ 1.598	17:33:09.253
11 -	1:00.453	+ 9.890	17:04:22.480	31 -	51.463	+ 0.900	17:34:00.716
12 -	52.810	+ 2.247	17:05:15.290	32 -	51.455	+ 0.892	17:34:52.171
13 -	52.892	+ 2.329	17:06:08.182	33 -	51.800	+ 1.237	17:35:43.971
14 -	54.007	+ 3.444	17:07:02.189	34 -	51.043	+ 0.480	17:36:35.014
15 -	52.534	+ 1.971	17:07:54.723	35 -	51.298	+ 0.735	17:37:26.312
16 -	51.903	+ 1.340	17:08:46.626	36 -	52.608	+ 2.045	17:38:18.920
17 -	53.363	+ 2.800	17:09:39.989	37 -	50.851	+ 0.288	17:39:09.771
18 -	51.521	+ 0.958	17:10:31.510	38 -	50.566	+ 0.003	17:40:00.337
19 -	5:59.489 P	+ 5:08.926	17:16:30.999	39 -	50.563		17:40:50.900
20 -	1:01.568	+ 11.005	17:17:32.567	40 -	50.795	+ 0.232	17:41:41.695
38	BARRETT / SHEPHERF			3	Porsche 997 Cup - Rod Barrett		
1 -	1:03.787	+ 14.416	16:52:19.443	17 -	50.416	+ 1.045	17:52:44.494
2 -	55.725	+ 6.354	16:53:15.168	18 -	49.944	+ 0.573	17:53:34.438
3 -	53.444	+ 4.073	16:54:08.612	19 -	50.686	+ 1.315	17:54:25.124
4 -	51.671	+ 2.300	16:55:00.283	20 -	49.859	+ 0.488	17:55:14.983
5 -	51.835	+ 2.464	16:55:52.118	21 -	50.034	+ 0.663	17:56:05.017
6 -	50.713	+ 1.342	16:56:42.831	22 -	49.431	+ 0.060	17:56:54.448
7 -	7:53.140 P	+ 7:03.769	17:04:35.971	23 -	49.371		17:57:43.819
8 -	1:04.535	+ 15.164	17:05:40.506	24 -	49.694	+ 0.323	17:58:33.513
9 -	54.940	+ 5.569	17:06:35.446	25 -	50.959	+ 1.588	17:59:24.472
10 -	54.071	+ 4.700	17:07:29.517	26 -	49.776	+ 0.405	18:00:14.248
11 -	52.654	+ 3.283	17:08:22.171	27 -	51.134	+ 1.763	18:01:05.382
12 -	39:58.264 P	+ 39:08.893	17:48:20.435	28 -	49.639	+ 0.268	18:01:55.021
13 -	1:00.244	+ 10.873	17:49:20.679	29 -	49.707	+ 0.336	18:02:44.728
14 -	52.283	+ 2.912	17:50:12.962	30 -	49.621	+ 0.250	18:03:34.349
15 -	50.874	+ 1.503	17:51:03.836	31 -	50.283	+ 0.912	18:04:24.632
16 -	50.242	+ 0.871	17:51:54.078	32 -	50.000	+ 0.629	18:05:14.632
39	JONES / JONES / JONES			3	Porsche 997 GT3 Cup - Eurotech Racing		
1 -	1:11.918	+ 21.806	16:47:17.096	36 -	52.019	+ 1.907	17:40:30.602
2 -	1:02.100	+ 11.988	16:48:19.196	37 -	51.764	+ 1.652	17:41:22.366
3 -	57.524	+ 7.412	16:49:16.720	38 -	51.344	+ 1.232	17:42:13.710
4 -	55.180	+ 5.068	16:50:11.900	39 -	52.430	+ 2.318	17:43:06.140
5 -	2:45.948 P	+ 1:55.836	16:52:57.848	40 -	50.958	+ 0.846	17:43:57.098

Drivers Alyn James, Dave Allen and Tim Saunders all done there night laps in other cars

Weather / Track : Cloudy / Dry

Brands Hatch Indy
Circuit Length = 1.2079 miles
Start: 16:45 End: 00:00

Britcar MSA British Endurance & Britcar Dunlop Production GTN Championships

PRACTICE & NIGHT FAMILIARISATION - LAP ANALYSIS

6 -	1:13.140	+ 23.028	16:54:10.988	41 -	51.319	+ 1.207	17:44:48.417
7 -	1:05.811	+ 15.699	16:55:16.799	42 -	50.492	+ 0.380	17:45:38.909
8 -	1:02.159	+ 12.047	16:56:18.958	43 -	50.839	+ 0.727	17:46:29.748
9 -	1:00.857	+ 10.745	16:57:19.815	44 -	50.648	+ 0.536	17:47:20.396
10 -	1:01.026	+ 10.914	16:58:20.841	45 -	50.213	+ 0.101	17:48:10.609
11 -	2:36.591 P	+ 1:46.479	17:00:57.432	46 -	52.904	+ 2.792	17:49:03.513
12 -	1:14.588	+ 24.476	17:02:12.020	47 -	52.788	+ 2.676	17:49:56.301
13 -	1:03.742	+ 13.630	17:03:15.762	48 -	52.112	+ 2.000	17:50:48.413
14 -	57.360	+ 7.248	17:04:13.122	49 -	50.399	+ 0.287	17:51:38.812
15 -	55.625	+ 5.513	17:05:08.747	50 -	50.566	+ 0.454	17:52:29.378
16 -	55.256	+ 5.144	17:06:04.003	51 -	50.112		17:53:19.490
17 -	56.037	+ 5.925	17:07:00.040	52 -	4:02.994 P	+ 3:12.882	17:57:22.484
18 -	1:04.156	+ 14.044	17:08:04.196	53 -	59.549	+ 9.437	17:58:22.033
19 -	12:23.176 P	+ 11:33.064	17:20:27.372	54 -	52.768	+ 2.656	17:59:14.801
20 -	1:05.828	+ 15.716	17:21:33.200	55 -	4:20.065 P	+ 3:29.953	18:03:34.866
21 -	59.183	+ 9.071	17:22:32.383	56 -	59.769	+ 9.657	18:04:34.635
22 -	56.562	+ 6.450	17:23:28.945	57 -	52.670	+ 2.558	18:05:27.305
23 -	1:00.329	+ 10.217	17:24:29.274	58 -	52.431	+ 2.319	18:06:19.736
24 -	3:03.523 P	+ 2:13.411	17:27:32.797	59 -	52.655	+ 2.543	18:07:12.391
25 -	59.065	+ 8.953	17:28:31.862	60 -	51.824	+ 1.712	18:08:04.215
26 -	53.425	+ 3.313	17:29:25.287	61 -	52.215	+ 2.103	18:08:56.430
27 -	53.883	+ 3.771	17:30:19.170	62 -	51.867	+ 1.755	18:09:48.297
28 -	53.772	+ 3.660	17:31:12.942	63 -	51.885	+ 1.773	18:10:40.182
29 -	53.200	+ 3.088	17:32:06.142	64 -	51.488	+ 1.376	18:11:31.670
30 -	52.917	+ 2.805	17:32:59.059	65 -	51.444	+ 1.332	18:12:23.114
31 -	54.121	+ 4.009	17:33:53.180	66 -	51.757	+ 1.645	18:13:14.871
32 -	52.153	+ 2.041	17:34:45.333	67 -	51.296	+ 1.184	18:14:06.167
33 -	53.083	+ 2.971	17:35:38.416	68 -	51.758	+ 1.646	18:14:57.925
34 -	3:01.606 P	+ 2:11.494	17:38:40.022	69 -	51.733	+ 1.621	18:15:49.658
35 -	58.561	+ 8.449	17:39:38.583				
40	MARDENBOROUGH / HEITKOTTER			3l	Nissan GT4 - RJN Motorsport		
1 -	1:06.986	+ 15.746	16:50:01.287	19 -	18:39.317 P	+ 17:48.077	17:27:28.293
2 -	55.959	+ 4.719	16:50:57.246	20 -	1:01.349	+ 10.109	17:28:29.642
3 -	54.249	+ 3.009	16:51:51.495	21 -	54.875	+ 3.635	17:29:24.517
4 -	53.682	+ 2.442	16:52:45.177	22 -	56.750	+ 5.510	17:30:21.267
5 -	53.112	+ 1.872	16:53:38.289	23 -	54.217	+ 2.977	17:31:15.484
6 -	4:32.827 P	+ 3:41.587	16:58:11.116	24 -	53.986	+ 2.746	17:32:09.470
7 -	1:00.289	+ 9.049	16:59:11.405	25 -	52.716	+ 1.476	17:33:02.186
8 -	52.556	+ 1.316	17:00:03.961	26 -	25:56.102 P	+ 25:04.862	17:58:58.288
9 -	51.546	+ 0.306	17:00:55.507	27 -	1:02.086	+ 10.846	18:00:00.374
10 -	51.240		17:01:46.747	28 -	53.863	+ 2.623	18:00:54.237
11 -	51.459	+ 0.219	17:02:38.206	29 -	53.272	+ 2.032	18:01:47.509
12 -	53.734	+ 2.494	17:03:31.940	30 -	52.161	+ 0.921	18:02:39.670
13 -	54.249	+ 3.009	17:04:26.189	31 -	52.309	+ 1.069	18:03:31.979
14 -	51.841	+ 0.601	17:05:18.030	32 -	53.235	+ 1.995	18:04:25.214
15 -	51.620	+ 0.380	17:06:09.650	33 -	52.455	+ 1.215	18:05:17.669
16 -	53.826	+ 2.586	17:07:03.476	34 -	52.205	+ 0.965	18:06:09.874
17 -	52.925	+ 1.685	17:07:56.401	35 -	51.259	+ 0.019	18:07:01.133
18 -	52.575	+ 1.335	17:08:48.976	36 -	51.780	+ 0.540	18:07:52.913
45	TICEHURST / MILDENHALL			P1	Mazda MX5 - Mazda Motors		
1 -	1:10.676	+ 18.264	16:54:11.074	14 -	58.453	+ 6.041	17:28:25.615
2 -	57.631	+ 5.219	16:55:08.705	15 -	55.779	+ 3.367	17:29:21.394
3 -	54.122	+ 1.710	16:56:02.827	16 -	55.105	+ 2.693	17:30:16.499
4 -	20:29.512 P	+ 19:37.100	17:16:32.339	17 -	54.759	+ 2.347	17:31:11.258
5 -	1:03.715	+ 11.303	17:17:36.054	18 -	54.519	+ 2.107	17:32:05.777
6 -	54.583	+ 2.171	17:18:30.637	19 -	55.364	+ 2.952	17:33:01.141
7 -	53.602	+ 1.190	17:19:24.239	20 -	56.905	+ 4.493	17:33:58.046
8 -	52.519	+ 0.107	17:20:16.758	21 -	55.220	+ 2.808	17:34:53.266
9 -	52.412		17:21:09.170	22 -	53.635	+ 1.223	17:35:46.901
10 -	3:08.975 P	+ 2:16.563	17:24:18.145	23 -	53.596	+ 1.184	17:36:40.497
11 -	59.892	+ 7.480	17:25:18.037	24 -	53.550	+ 1.138	17:37:34.047
12 -	1:11.198	+ 18.786	17:26:29.235	25 -	53.547	+ 1.135	17:38:27.594

Drivers Alyn James, Dave Allen and Tim Saunders all done there night laps in other cars

Weather / Track : Cloudy / Dry

Brands Hatch Indy
Circuit Length = 1.2079 miles
Start: 16:45 End: 00:00

Britcar MSA British Endurance & Britcar Dunlop Production GTN Championships

PRACTICE & NIGHT FAMILIARISATION - LAP ANALYSIS

13 -	57.927	+ 5.515	17:27:27.162	26 -	53.203	+ 0.791	17:39:20.797
48	MOWLE / OSBOURNE / MURRELLS			2l	Ginetta G50 - Lee Mowle		
1 -	1:15.338	+ 24.787	16:48:23.308	30 -	51.812	+ 1.261	17:28:41.835
2 -	1:01.402	+ 10.851	16:49:24.710	31 -	5:54.402 P	+ 5:03.851	17:34:36.237
3 -	57.216	+ 6.665	16:50:21.926	32 -	1:03.532	+ 12.981	17:35:39.769
4 -	57.612	+ 7.061	16:51:19.538	33 -	55.412	+ 4.861	17:36:35.181
5 -	2:34.139 P	+ 1:43.588	16:53:53.677	34 -	54.572	+ 4.021	17:37:29.753
6 -	56.455	+ 5.904	16:54:50.132	35 -	55.700	+ 5.149	17:38:25.453
7 -	52.242	+ 1.691	16:55:42.374	36 -	55.131	+ 4.580	17:39:20.584
8 -	51.307	+ 0.756	16:56:33.681	37 -	56.639	+ 6.088	17:40:17.223
9 -	50.929	+ 0.378	16:57:24.610	38 -	56.019	+ 5.468	17:41:13.242
10 -	51.052	+ 0.501	16:58:15.662	39 -	56.033	+ 5.482	17:42:09.275
11 -	2:58.655 P	+ 2:08.104	17:01:14.317	40 -	57.301	+ 6.750	17:43:06.576
12 -	1:02.299	+ 11.748	17:02:16.616	41 -	54.037	+ 3.486	17:44:00.613
13 -	54.661	+ 4.110	17:03:11.277	42 -	54.113	+ 3.562	17:44:54.726
14 -	53.384	+ 2.833	17:04:04.661	43 -	53.787	+ 3.236	17:45:48.513
15 -	56.121	+ 5.570	17:05:00.782	44 -	53.579	+ 3.028	17:46:42.092
16 -	53.964	+ 3.413	17:05:54.746	45 -	54.069	+ 3.518	17:47:36.161
17 -	52.165	+ 1.614	17:06:46.911	46 -	53.114	+ 2.563	17:48:29.275
18 -	51.104	+ 0.553	17:07:38.015	47 -	52.992	+ 2.441	17:49:22.267
19 -	51.558	+ 1.007	17:08:29.573	48 -	53.451	+ 2.900	17:50:15.718
20 -	51.168	+ 0.617	17:09:20.741	49 -	52.328	+ 1.777	17:51:08.046
21 -	51.924	+ 1.373	17:10:12.665	50 -	52.330	+ 1.779	17:52:00.376
22 -	11:08.492 P	+ 10:17.941	17:21:21.157	51 -	52.039	+ 1.488	17:52:52.415
23 -	1:05.624	+ 15.073	17:22:26.781	52 -	52.393	+ 1.842	17:53:44.808
24 -	55.166	+ 4.615	17:23:21.947	53 -	4:43.384 P	+ 3:52.833	17:58:28.192
25 -	55.829	+ 5.278	17:24:17.776	54 -	57.902	+ 7.351	17:59:26.094
26 -	53.548	+ 2.997	17:25:11.324	55 -	51.704	+ 1.153	18:00:17.798
27 -	52.939	+ 2.388	17:26:04.263	56 -	51.492	+ 0.941	18:01:09.290
28 -	53.334	+ 2.783	17:26:57.597	57 -	50.551		18:01:59.841
29 -	52.426	+ 1.875	17:27:50.023				
50	McNEILLY / STANLEY			3l	Lotus Exige - Fox Motorsport		
1 -	1:02.428	+ 12.596	16:46:09.369	18 -	1:06.564	+ 16.732	17:07:06.805
2 -	54.359	+ 4.527	16:47:03.728	19 -	56.209	+ 6.377	17:08:03.014
3 -	51.367	+ 1.535	16:47:55.095	20 -	54.267	+ 4.435	17:08:57.281
4 -	50.668	+ 0.836	16:48:45.763	21 -	53.509	+ 3.677	17:09:50.790
5 -	51.931	+ 2.099	16:49:37.694	22 -	3:21.153 P	+ 2:31.321	17:13:11.943
6 -	2:15.144 P	+ 1:25.312	16:51:52.838	23 -	1:08.206	+ 18.374	17:14:20.149
7 -	1:01.546	+ 11.714	16:52:54.384	24 -	2:14.353 P	+ 1:24.521	17:16:34.502
8 -	54.697	+ 4.865	16:53:49.081	25 -	1:06.703	+ 16.871	17:17:41.205
9 -	54.279	+ 4.447	16:54:43.360	26 -	51.648	+ 1.816	17:18:32.853
10 -	53.921	+ 4.089	16:55:37.281	27 -	50.121	+ 0.289	17:19:22.974
11 -	55.216	+ 5.384	16:56:32.497	28 -	49.832		17:20:12.806
12 -	55.609	+ 5.777	16:57:28.106	29 -	15:41.615 P	+ 14:51.783	17:35:54.421
13 -	54.677	+ 4.845	16:58:22.783	30 -	2:41.753 P	+ 1:51.921	17:38:36.174
14 -	55.506	+ 5.674	16:59:18.289	31 -	2:33.556 P	+ 1:43.724	17:41:09.730
15 -	53.930	+ 4.098	17:00:12.219	32 -	2:50.805 P	+ 2:00.973	17:44:00.535
16 -	53.769	+ 3.937	17:01:05.988	33 -	2:35.454 P	+ 1:45.622	17:46:35.989
17 -	4:54.253 P	+ 4:04.421	17:06:00.241	34 -	2:35.576 P	+ 1:45.744	17:49:11.565
52	PHILLIPS / GOWER			P1	Lotus Elise S2 - Simon Phillips		
1 -	2:59.092 P	+ 2:05.955	17:00:00.967	9 -	55.089	+ 1.952	17:07:46.592
2 -	1:05.003	+ 11.866	17:01:05.970	10 -	54.162	+ 1.025	17:08:40.754
3 -	1:00.563	+ 7.426	17:02:06.533	11 -	3:53.972 P	+ 3:00.835	17:12:34.726
4 -	57.764	+ 4.627	17:03:04.297	12 -	5:14.156 P	+ 4:21.019	17:17:48.882
5 -	56.360	+ 3.223	17:04:00.657	13 -	1:01.642	+ 8.505	17:18:50.524
6 -	56.183	+ 3.046	17:04:56.840	14 -	56.661	+ 3.524	17:19:47.185
7 -	55.294	+ 2.157	17:05:52.134	15 -	54.167	+ 1.030	17:20:41.352
8 -	59.369	+ 6.232	17:06:51.503	16 -	53.137		17:21:34.489
65	OSBORNE / MAY			P2	Seat Leon - James May		
1 -	1:35.300	+ 40.569	17:07:00.766	10 -	55.606	+ 0.875	17:21:04.034

Drivers Alyn James, Dave Allen and Tim Saunders all done there night laps in other cars

Weather / Track : Cloudy / Dry

Brands Hatch Indy
Circuit Length = 1.2079 miles
Start: 16:45 End: 00:00

Britcar MSA British Endurance & Britcar Dunlop Production GTN Championships

PRACTICE & NIGHT FAMILIARISATION - LAP ANALYSIS

2 -	59.251	+ 4.520	17:08:00.017	11 -	54.731		17:21:58.765
3 -	57.302	+ 2.571	17:08:57.319	12 -	9:26.101 P	+ 8:31.370	17:31:24.866
4 -	55.509	+ 0.778	17:09:52.828	13 -	1:08.161	+ 13.430	17:32:33.027
5 -	55.326	+ 0.595	17:10:48.154	14 -	57.829	+ 3.098	17:33:30.856
6 -	56.196	+ 1.465	17:11:44.350	15 -	56.188	+ 1.457	17:34:27.044
7 -	6:27.090 P	+ 5:32.359	17:18:11.440	16 -	56.790	+ 2.059	17:35:23.834
8 -	1:00.765	+ 6.034	17:19:12.205	17 -	55.958	+ 1.227	17:36:19.792
9 -	56.223	+ 1.492	17:20:08.428	18 -	55.641	+ 0.910	17:37:15.433
66	FENN / BARFF		P11 Honda NSX - JDR				
1 -	3:22.651 P	+ 2:32.489	16:50:26.111	22 -	56.184	+ 6.022	17:22:22.626
2 -	1:02.084	+ 11.922	16:51:28.195	23 -	57.373	+ 7.211	17:23:19.999
3 -	54.609	+ 4.447	16:52:22.804	24 -	10:20.449 P	+ 9:30.287	17:33:40.448
4 -	53.034	+ 2.872	16:53:15.838	25 -	1:01.968	+ 11.806	17:34:42.416
5 -	2:59.695 P	+ 2:09.533	16:56:15.533	26 -	56.266	+ 6.104	17:35:38.682
6 -	59.450	+ 9.288	16:57:14.983	27 -	54.600	+ 4.438	17:36:33.282
7 -	52.803	+ 2.641	16:58:07.786	28 -	54.322	+ 4.160	17:37:27.604
8 -	52.447	+ 2.285	16:59:00.233	29 -	54.919	+ 4.757	17:38:22.523
9 -	52.305	+ 2.143	16:59:52.538	30 -	53.541	+ 3.379	17:39:16.064
10 -	50.896	+ 0.734	17:00:43.434	31 -	53.247	+ 3.085	17:40:09.311
11 -	50.380	+ 0.218	17:01:33.814	32 -	53.102	+ 2.940	17:41:02.413
12 -	50.162		17:02:23.976	33 -	53.392	+ 3.230	17:41:55.805
13 -	50.987	+ 0.825	17:03:14.963	34 -	52.971	+ 2.809	17:42:48.776
14 -	50.540	+ 0.378	17:04:05.503	35 -	53.895	+ 3.733	17:43:42.671
15 -	3:46.144 P	+ 2:55.982	17:07:51.647	36 -	52.588	+ 2.426	17:44:35.259
16 -	1:00.518	+ 10.356	17:08:52.165	37 -	52.214	+ 2.052	17:45:27.473
17 -	8:52.287 P	+ 8:02.125	17:17:44.452	38 -	54.474	+ 4.312	17:46:21.947
18 -	59.816	+ 9.654	17:18:44.268	39 -	52.171	+ 2.009	17:47:14.118
19 -	54.161	+ 3.999	17:19:38.429	40 -	52.228	+ 2.066	17:48:06.346
20 -	53.772	+ 3.610	17:20:32.201	41 -	52.952	+ 2.790	17:48:59.298
21 -	54.241	+ 4.079	17:21:26.442				
75	WILDS / CAMERON		P2 Mazda MX5 - Mazda Motors				
1 -	1:05.808	+ 8.410	16:50:55.490	18 -	7:33.806 P	+ 6:36.408	17:17:43.345
2 -	1:01.024	+ 3.626	16:51:56.514	19 -	1:04.654	+ 7.256	17:18:47.999
3 -	58.658	+ 1.260	16:52:55.172	20 -	1:01.720	+ 4.322	17:19:49.719
4 -	58.865	+ 1.467	16:53:54.037	21 -	58.219	+ 0.821	17:20:47.938
5 -	57.419	+ 0.021	16:54:51.456	22 -	57.669	+ 0.271	17:21:45.607
6 -	58.227	+ 0.829	16:55:49.683	23 -	1:03.975	+ 6.577	17:22:49.582
7 -	57.984	+ 0.586	16:56:47.667	24 -	1:00.084	+ 2.686	17:23:49.666
8 -	57.398		16:57:45.065	25 -	59.671	+ 2.273	17:24:49.337
9 -	4:13.071 P	+ 3:15.673	17:01:58.136	26 -	1:00.157	+ 2.759	17:25:49.494
10 -	1:09.749	+ 12.351	17:03:07.885	27 -	1:00.274	+ 2.876	17:26:49.768
11 -	1:01.975	+ 4.577	17:04:09.860	28 -	1:00.548	+ 3.150	17:27:50.316
12 -	1:01.929	+ 4.531	17:05:11.789	29 -	58.558	+ 1.160	17:28:48.874
13 -	1:01.803	+ 4.405	17:06:13.592	30 -	58.908	+ 1.510	17:29:47.782
14 -	58.938	+ 1.540	17:07:12.530	31 -	58.372	+ 0.974	17:30:46.154
15 -	58.426	+ 1.028	17:08:10.956	32 -	57.991	+ 0.593	17:31:44.145
16 -	59.935	+ 2.537	17:09:10.891	33 -	58.039	+ 0.641	17:32:42.184
17 -	58.648	+ 1.250	17:10:09.539				
77	HARDING / AXISA		2I Honda Integra DC5				
1 -	1:12.843	+ 14.543	16:46:30.882	10 -	1:01.138	+ 2.838	16:58:35.776
2 -	1:04.628	+ 6.328	16:47:35.510	11 -	58.621	+ 0.321	16:59:34.397
3 -	1:02.176	+ 3.876	16:48:37.686	12 -	4:10.945 P	+ 3:12.645	17:03:45.342
4 -	1:01.455	+ 3.155	16:49:39.141	13 -	1:12.262	+ 13.962	17:04:57.604
5 -	59.520	+ 1.220	16:50:38.661	14 -	1:04.456	+ 6.156	17:06:02.060
6 -	3:51.684 P	+ 2:53.384	16:54:30.345	15 -	1:04.249	+ 5.949	17:07:06.309
7 -	1:04.911	+ 6.611	16:55:35.256	16 -	1:01.630	+ 3.330	17:08:07.939
8 -	1:01.082	+ 2.782	16:56:36.338	17 -	1:03.479	+ 5.179	17:09:11.418
9 -	58.300		16:57:34.638				
83	CHAMBERLAIN / GREENSALL		P2I Lotus Elise - CTR Development				
1 -	1:06.747	+ 15.391	17:06:01.364	21 -	1:08.178	+ 16.822	17:47:16.492

Drivers Alyn James, Dave Allen and Tim Saunders all done there night laps in other cars

Weather / Track : Cloudy / Dry

Brands Hatch Indy
Circuit Length = 1.2079 miles
Start: 16:45 End: 00:00

Britcar MSA British Endurance & Britcar Dunlop Production GTN Championships

PRACTICE & NIGHT FAMILIARISATION - LAP ANALYSIS

2 -	57.333	+ 5.977	17:06:58.697	22 -	54.538	+ 3.182	17:48:11.030
3 -	54.672	+ 3.316	17:07:53.369	23 -	54.388	+ 3.032	17:49:05.418
4 -	54.439	+ 3.083	17:08:47.808	24 -	53.023	+ 1.667	17:49:58.441
5 -	56.232	+ 4.876	17:09:44.040	25 -	52.524	+ 1.168	17:50:50.965
6 -	53.284	+ 1.928	17:10:37.324	26 -	51.853	+ 0.497	17:51:42.818
7 -	8:07.411 P	+ 7:16.055	17:18:44.735	27 -	52.305	+ 0.949	17:52:35.123
8 -	1:00.790	+ 9.434	17:19:45.525	28 -	52.050	+ 0.694	17:53:27.173
9 -	53.946	+ 2.590	17:20:39.471	29 -	51.868	+ 0.512	17:54:19.041
10 -	54.227	+ 2.871	17:21:33.698	30 -	51.757	+ 0.401	17:55:10.798
11 -	1:04.580	+ 13.224	17:22:38.278	31 -	51.495	+ 0.139	17:56:02.293
12 -	4:33.539 P	+ 3:42.183	17:27:11.817	32 -	6:40.507 P	+ 5:49.151	18:02:42.800
13 -	1:04.848	+ 13.492	17:28:16.665	33 -	57.395	+ 6.039	18:03:40.195
14 -	59.225	+ 7.869	17:29:15.890	34 -	55.446	+ 4.090	18:04:35.641
15 -	57.460	+ 6.104	17:30:13.350	35 -	54.141	+ 2.785	18:05:29.782
16 -	58.514	+ 7.158	17:31:11.864	36 -	51.697	+ 0.341	18:06:21.479
17 -	55.602	+ 4.246	17:32:07.466	37 -	56.499	+ 5.143	18:07:17.978
18 -	53.958	+ 2.602	17:33:01.424	38 -	51.709	+ 0.353	18:08:09.687
19 -	1:09.333	+ 17.977	17:34:10.757	39 -	51.454	+ 0.098	18:09:01.141
20 -	11:57.557 P	+ 11:06.201	17:46:08.314	40 -	51.356		18:09:52.497
88	CLARKE / GIBSON		P1 BMW M3 E46 - Kevin Clarke				
1 -	1:06.660	+ 16.070	16:46:17.149	20 -	50.616	+ 0.026	17:02:57.253
2 -	58.242	+ 7.652	16:47:15.391	21 -	3:55.437 P	+ 3:04.847	17:06:52.690
3 -	57.213	+ 6.623	16:48:12.604	22 -	56.117	+ 5.527	17:07:48.807
4 -	53.039	+ 2.449	16:49:05.643	23 -	51.724	+ 1.134	17:08:40.531
5 -	54.486	+ 3.896	16:50:00.129	24 -	51.036	+ 0.446	17:09:31.567
6 -	53.426	+ 2.836	16:50:53.555	25 -	51.684	+ 1.094	17:10:23.251
7 -	54.343	+ 3.753	16:51:47.898	26 -	1:02.286	+ 11.696	17:11:25.537
8 -	51.609	+ 1.019	16:52:39.507	27 -	6:11.703 P	+ 5:21.113	17:17:37.240
9 -	52.069	+ 1.479	16:53:31.576	28 -	56.823	+ 6.233	17:18:34.063
10 -	51.836	+ 1.246	16:54:23.412	29 -	52.341	+ 1.751	17:19:26.404
11 -	52.100	+ 1.510	16:55:15.512	30 -	51.458	+ 0.868	17:20:17.862
12 -	52.530	+ 1.940	16:56:08.042	31 -	51.324	+ 0.734	17:21:09.186
13 -	51.956	+ 1.366	16:56:59.998	32 -	54.505	+ 3.915	17:22:03.691
14 -	51.038	+ 0.448	16:57:51.036	33 -	15:51.870 P	+ 15:01.280	17:37:55.561
15 -	50.736	+ 0.146	16:58:41.772	34 -	1:09.835	+ 19.245	17:39:05.396
16 -	51.419	+ 0.829	16:59:33.191	35 -	1:00.371	+ 9.781	17:40:05.767
17 -	51.108	+ 0.518	17:00:24.299	36 -	58.698	+ 8.108	17:41:04.465
18 -	50.590		17:01:14.889	37 -	54.138	+ 3.548	17:41:58.603
19 -	51.748	+ 1.158	17:02:06.637	38 -	53.225	+ 2.635	17:42:51.828
91	LEMMER / KIMBER-SMITH		2I Ginetta G55 - Barwell Motorsport				
1 -	1:15.136	+ 26.141	16:59:23.550	22 -	52.991	+ 3.996	17:43:00.915
2 -	57.051	+ 8.056	17:00:20.601	23 -	52.395	+ 3.400	17:43:53.310
3 -	51.867	+ 2.872	17:01:12.468	24 -	51.849	+ 2.854	17:44:45.159
4 -	53.139	+ 4.144	17:02:05.607	25 -	52.758	+ 3.763	17:45:37.917
5 -	50.435	+ 1.440	17:02:56.042	26 -	52.312	+ 3.317	17:46:30.229
6 -	49.394	+ 0.399	17:03:45.436	27 -	50.872	+ 1.877	17:47:21.101
7 -	49.444	+ 0.449	17:04:34.880	28 -	50.308	+ 1.313	17:48:11.409
8 -	49.587	+ 0.592	17:05:24.467	29 -	51.435	+ 2.440	17:49:02.844
9 -	49.266	+ 0.271	17:06:13.733	30 -	52.645	+ 3.650	17:49:55.489
10 -	51.753	+ 2.758	17:07:05.486	31 -	50.324	+ 1.329	17:50:45.813
11 -	51.088	+ 2.093	17:07:56.574	32 -	51.170	+ 2.175	17:51:36.983
12 -	51.464	+ 2.469	17:08:48.038	33 -	50.573	+ 1.578	17:52:27.556
13 -	9:05.530 P	+ 8:16.535	17:17:53.568	34 -	50.410	+ 1.415	17:53:17.966
14 -	1:09.113	+ 20.118	17:19:02.681	35 -	3:42.695 P	+ 2:53.700	17:57:00.661
15 -	1:00.529	+ 11.534	17:20:03.210	36 -	53.663	+ 4.668	17:57:54.324
16 -	53.691	+ 4.696	17:20:56.901	37 -	48.995		17:58:43.319
17 -	51.408	+ 2.413	17:21:48.309	38 -	49.214	+ 0.219	17:59:32.533
18 -	17:28.036 P	+ 16:39.041	17:39:16.345	39 -	49.236	+ 0.241	18:00:21.769
19 -	1:02.178	+ 13.183	17:40:18.523	40 -	49.928	+ 0.933	18:01:11.697
20 -	54.770	+ 5.775	17:41:13.293	41 -	49.001	+ 0.006	18:02:00.698
21 -	54.631	+ 5.636	17:42:07.924				

Drivers Alyn James, Dave Allen and Tim Saunders all done there night laps in other cars

Weather / Track : Cloudy / Dry

Brands Hatch Indy
Circuit Length = 1.2079 miles
Start: 16:45 End: 00:00

Britcar MSA British Endurance & Britcar Dunlop Production GTN Championships

QUALIFYING - RACE 6 - CLASSIFICATION

POS	NO	CL	NAME	ENTRY	TIME	ON	LAPS	GAP	DIFF	MPH
1	91	2I	LEMMER/BUTLER/KIMBER-SMITH	Ginetta G55 - Barwell Motorsport	47.223	30	30			92.08
2	21	2	WILKINS / SCOTT	Dodge Viper - GT3 Racing	47.752	24	29	0.529	0.529	91.06
3	19	2I	BRYANT / BRYANT	Marcos Mantis - Olver Bryant	48.204	24	24	0.981	0.452	90.21
4	37	3	BAILEY / SCHULZ	Ferrari 430 Challenge - Paul Bailey	48.426	25	29	1.203	0.222	89.79
5	38	3	BARRETT / SHEPHERD	Porsche 997 Cup - Rod Barrett	48.767	20	20	1.544	0.341	89.17
6	48	2I	MOWLE / OSBOURNE / MURRELL	Ginetta G50 - Lee Mowle	48.929	37	37	1.706	0.162	88.87
7	26	2	HUGGINS / HARRISON	Marcos Mantis - Topcats Racing	49.085	30	31	1.862	0.156	88.59
8	39	3	JONES / JONES / JONES	Porsche 997 GT3 Cup - Eurotech Racing	49.191	33	34	1.968	0.106	88.40
9	50	3I	McNEILLY / STANLEY	Lotus Exige - Fox Motorsport	49.379	24	27	2.156	0.188	88.06
10	36	3	O'NEILL / FLETCHER	Marcos Mantis - Topcats Racing	49.453	25	26	2.230	0.074	87.93
11	66	P1I	FENN / BARFF	Honda NSX - JDR	49.659	24	31	2.436	0.206	87.56
12	88	P1	CLARKE / GIBSON	BMW M3 E46 - Kevin Clarke	49.782	31	31	2.559	0.123	87.35
13	23	3	NORRIS-JONES / MUSSI	Lotus Exige - Dan Norris-Jones	50.046	22	22	2.823	0.264	86.89
14	40	3I	MARDENBOROUGH / HEITKOTTEI	Nissan GT4 - RJN Motorsport	50.056	25	27	2.833	0.010	86.87
15	45	P1	TICEHURST / MILDENHALL	Mazda MX5 - Mazda Motors	50.909	32	35	3.686	0.853	85.41
16	52	P1	PHILLIPS / GOWER	Lotus Elise S2 - Simon Phillips	50.914	26	26	3.691	0.005	85.41
17	83	P2I	CHAMBERLAIN / GREENSALL	Lotus Elise - CTR Development	51.983	25	26	4.760	1.069	83.65
18	69	P2	ALLAN / JAMES	Honda Civic Type R - Synchro Motorsport	54.731	24	26	7.508	2.748	79.45
19	65	P2	OSBORNE / MAY	Seat Leon - James May	54.867	13	15	7.644	0.136	79.25
20	61	P2	SAUNDERS	Honda Civic Type R - Tim Saunders	56.326	27	29	9.103	1.459	77.20
21	77	2I	HARDING / AXISA	Honda Integra DC5 -	57.760	22	28	10.537	1.434	75.28
22	75	P2	WILDS / CAMERON	Mazda MX5 - Mazda Motors	59.396	17	18	12.173	1.636	73.21

Weather / Track : Bright / Dry
 These results are provisional until the conclusion of any judicial and technical matters.

Brands Hatch Indy
 Circuit Length = 1.2079 miles
 Start: 10:20 End: 11:01

Clerk of Course :	Timekeeper :
-------------------	--------------

Britcar MSA British Endurance & Britcar Dunlop Production GTN Championships

QUALIFYING - RACE 6 - LAP ANALYSIS

19	BRYANT / BRYANT			21 Marcos Mantis - Olver Bryant			
1 -	1:26.748	+ 38.544	10:23:28.872	13 -	7:39.532 P	+ 6:51.328	10:50:19.058
2 -	1:16.072	+ 27.868	10:24:44.944	14 -	1:09.313	+ 21.109	10:51:28.371
3 -	1:18.673	+ 30.469	10:26:03.617	15 -	56.500	+ 8.296	10:52:24.871
4 -	1:14.463	+ 26.259	10:27:18.080	16 -	54.193	+ 5.989	10:53:19.064
5 -	1:08.914	+ 20.710	10:28:26.994	17 -	51.483	+ 3.279	10:54:10.547
6 -	5:19.759 P	+ 4:31.555	10:33:46.753	18 -	50.984	+ 2.780	10:55:01.531
7 -	1:17.728	+ 29.524	10:35:04.481	19 -	51.561	+ 3.357	10:55:53.092
8 -	1:02.490	+ 14.286	10:36:06.971	20 -	50.213	+ 2.009	10:56:43.305
9 -	59.970	+ 11.766	10:37:06.941	21 -	51.907	+ 3.703	10:57:35.212
10 -	59.711	+ 11.507	10:38:06.652	22 -	48.605	+ 0.401	10:58:23.817
11 -	58.611	+ 10.407	10:39:05.263	23 -	48.963	+ 0.759	10:59:12.780
12 -	3:34.263 P	+ 2:46.059	10:42:39.526	24 -	48.204		11:00:00.984
21	WILKINS / SCOTT			2 Dodge Viper - GT3 Racing			
1 -	1:17.691	+ 29.939	10:22:04.745	16 -	1:05.777	+ 18.025	10:46:55.716
2 -	1:04.940	+ 17.188	10:23:09.685	17 -	1:12.177	+ 24.425	10:48:07.893
3 -	1:14.287	+ 26.535	10:24:23.972	18 -	58.698	+ 10.946	10:49:06.591
4 -	4:01.523 P	+ 3:13.771	10:28:25.495	19 -	52.132	+ 4.380	10:49:58.723
5 -	1:13.854	+ 26.102	10:29:39.349	20 -	49.374	+ 1.622	10:50:48.097
6 -	1:02.738	+ 14.986	10:30:42.087	21 -	51.146	+ 3.394	10:51:39.243
7 -	59.760	+ 12.008	10:31:41.847	22 -	48.260	+ 0.508	10:52:27.503
8 -	59.234	+ 11.482	10:32:41.081	23 -	58.123	+ 10.371	10:53:25.626
9 -	6:39.774 P	+ 5:52.022	10:39:20.855	24 -	47.752		10:54:13.378
10 -	1:08.527	+ 20.775	10:40:29.382	25 -	54.961	+ 7.209	10:55:08.339
11 -	53.559	+ 5.807	10:41:22.941	26 -	50.757	+ 3.005	10:55:59.096
12 -	55.809	+ 8.057	10:42:18.750	27 -	47.886	+ 0.134	10:56:46.982
13 -	1:02.177	+ 14.425	10:43:20.927	28 -	1:00.712	+ 12.960	10:57:47.694
14 -	1:09.675	+ 21.923	10:44:30.602	29 -	56.158	+ 8.406	10:58:43.852
15 -	1:19.337	+ 31.585	10:45:49.939				
23	NORRIS-JONES / MUSSI			3 Lotus Exige - Dan Norris-Jones			
1 -	1:06.964	+ 16.918	10:27:33.921	12 -	55.507	+ 5.461	10:49:42.391
2 -	59.629	+ 9.583	10:28:33.550	13 -	52.702	+ 2.656	10:50:35.093
3 -	59.125	+ 9.079	10:29:32.675	14 -	50.660	+ 0.614	10:51:25.753
4 -	57.548	+ 7.502	10:30:30.223	15 -	50.363	+ 0.317	10:52:16.116
5 -	57.475	+ 7.429	10:31:27.698	16 -	50.528	+ 0.482	10:53:06.644
6 -	58.420	+ 8.374	10:32:26.118	17 -	50.359	+ 0.313	10:53:57.003
7 -	4:47.764 P	+ 3:57.718	10:37:13.882	18 -	3:03.843 P	+ 2:13.797	10:57:00.846
8 -	1:04.271	+ 14.225	10:38:18.153	19 -	57.956	+ 7.910	10:57:58.802
9 -	55.584	+ 5.538	10:39:13.737	20 -	52.702	+ 2.656	10:58:51.504
10 -	55.041	+ 4.995	10:40:08.778	21 -	53.105	+ 3.059	10:59:44.609
11 -	8:38.106 P	+ 7:48.060	10:48:46.884	22 -	50.046		11:00:34.655
26	HUGGINS / HARRISON			2 Marcos Mantis - Topcats Racing			
1 -	1:11.013	+ 21.928	10:22:43.465	17 -	1:20.655	+ 31.570	10:46:52.610
2 -	1:14.674	+ 25.589	10:23:58.139	18 -	1:13.868	+ 24.783	10:48:06.478
3 -	1:25.915	+ 36.830	10:25:24.054	19 -	58.293	+ 9.208	10:49:04.771
4 -	4:28.237 P	+ 3:39.152	10:29:52.291	20 -	53.930	+ 4.845	10:49:58.701
5 -	1:11.061	+ 21.976	10:31:03.352	21 -	2:03.030 P	+ 1:13.945	10:52:01.731
6 -	1:00.789	+ 11.704	10:32:04.141	22 -	59.224	+ 10.139	10:53:00.955
7 -	1:01.058	+ 11.973	10:33:05.199	23 -	54.013	+ 4.928	10:53:54.968
8 -	59.784	+ 10.699	10:34:04.983	24 -	53.798	+ 4.713	10:54:48.766
9 -	3:59.328 P	+ 3:10.243	10:38:04.311	25 -	56.401	+ 7.316	10:55:45.167
10 -	1:02.695	+ 13.610	10:39:07.006	26 -	52.586	+ 3.501	10:56:37.753
11 -	1:00.020	+ 10.935	10:40:07.026	27 -	51.394	+ 2.309	10:57:29.147
12 -	54.833	+ 5.748	10:41:01.859	28 -	50.633	+ 1.548	10:58:19.780
13 -	54.441	+ 5.356	10:41:56.300	29 -	49.916	+ 0.831	10:59:09.696
14 -	54.575	+ 5.490	10:42:50.875	30 -	49.085		10:59:58.781
15 -	1:19.382	+ 30.297	10:44:10.257	31 -	50.027	+ 0.942	11:00:48.808
16 -	1:21.698	+ 32.613	10:45:31.955				

Weather / Track : Bright / Dry

Brands Hatch Indy
Circuit Length = 1.2079 miles
Start: 10:20 End: 11:01

Britcar MSA British Endurance & Britcar Dunlop Production GTN Championships

QUALIFYING - RACE 6 - LAP ANALYSIS

36	O'NEILL / FLETCHER			3 Marcos Mantis - Topcats Racing			
1 -	1:19.890	+ 30.437	10:21:30.273	14 -	52.237	+ 2.784	10:50:18.195
2 -	1:06.854	+ 17.401	10:22:37.127	15 -	50.994	+ 1.541	10:51:09.189
3 -	1:18.575	+ 29.122	10:23:55.702	16 -	50.603	+ 1.150	10:51:59.792
4 -	5:47.435 P	+ 4:57.982	10:29:43.137	17 -	50.615	+ 1.162	10:52:50.407
5 -	1:10.816	+ 21.363	10:30:53.953	18 -	1:04.037	+ 14.584	10:53:54.444
6 -	1:01.120	+ 11.667	10:31:55.073	19 -	52.123	+ 2.670	10:54:46.567
7 -	57.539	+ 8.086	10:32:52.612	20 -	51.375	+ 1.922	10:55:37.942
8 -	10:35.806 P	+ 9:46.353	10:43:28.418	21 -	49.997	+ 0.544	10:56:27.939
9 -	1:36.860	+ 47.407	10:45:05.278	22 -	50.240	+ 0.787	10:57:18.179
10 -	1:16.190	+ 26.737	10:46:21.468	23 -	49.883	+ 0.430	10:58:08.062
11 -	1:12.420	+ 22.967	10:47:33.888	24 -	50.104	+ 0.651	10:58:58.166
12 -	59.219	+ 9.766	10:48:33.107	25 -	49.453		10:59:47.619
13 -	52.851	+ 3.398	10:49:25.958	26 -	49.487	+ 0.034	11:00:37.106
37	BAILEY / SCHULZ			3 Ferrari 430 Challenge - Paul Bailey			
1 -	1:18.626	+ 30.200	10:22:53.476	16 -	49.978	+ 1.552	10:39:57.330
2 -	1:11.682	+ 23.256	10:24:05.158	17 -	49.508	+ 1.082	10:40:46.838
3 -	1:23.707	+ 35.281	10:25:28.865	18 -	10:26.433 P	+ 9:38.007	10:51:13.271
4 -	1:14.708	+ 26.282	10:26:43.573	19 -	56.816	+ 8.390	10:52:10.087
5 -	1:03.319	+ 14.893	10:27:46.892	20 -	54.406	+ 5.980	10:53:04.493
6 -	1:02.329	+ 13.903	10:28:49.221	21 -	51.858	+ 3.432	10:53:56.351
7 -	1:01.675	+ 13.249	10:29:50.896	22 -	50.400	+ 1.974	10:54:46.751
8 -	3:04.666 P	+ 2:16.240	10:32:55.562	23 -	50.516	+ 2.090	10:55:37.267
9 -	1:01.600	+ 13.174	10:33:57.162	24 -	48.906	+ 0.480	10:56:26.173
10 -	57.154	+ 8.728	10:34:54.316	25 -	48.426		10:57:14.599
11 -	52.736	+ 4.310	10:35:47.052	26 -	48.684	+ 0.258	10:58:03.283
12 -	50.991	+ 2.565	10:36:38.043	27 -	48.474	+ 0.048	10:58:51.757
13 -	50.405	+ 1.979	10:37:28.448	28 -	48.771	+ 0.345	10:59:40.528
14 -	49.743	+ 1.317	10:38:18.191	29 -	48.836	+ 0.410	11:00:29.364
15 -	49.161	+ 0.735	10:39:07.352				
38	BARRETT / SHEPHERD			3 Porsche 997 Cup - Rod Barrett			
1 -	1:41.288	+ 52.521	10:23:53.186	11 -	52.996	+ 4.229	10:52:07.993
2 -	1:26.764	+ 37.997	10:25:19.950	12 -	55.286	+ 6.519	10:53:03.279
3 -	3:42.476 P	+ 2:53.709	10:29:02.426	13 -	1:00.388	+ 11.621	10:54:03.667
4 -	1:12.301	+ 23.534	10:30:14.727	14 -	49.476	+ 0.709	10:54:53.143
5 -	2:37.502 P	+ 1:48.735	10:32:52.229	15 -	1:03.605	+ 14.838	10:55:56.748
6 -	1:03.646	+ 14.879	10:33:55.875	16 -	52.658	+ 3.891	10:56:49.406
7 -	56.433	+ 7.666	10:34:52.308	17 -	50.792	+ 2.025	10:57:40.198
8 -	52.243	+ 3.476	10:35:44.551	18 -	49.145	+ 0.378	10:58:29.343
9 -	14:32.781 P	+ 13:44.014	10:50:17.332	19 -	49.274	+ 0.507	10:59:18.617
10 -	57.665	+ 8.898	10:51:14.997	20 -	48.767		11:00:07.384
39	JONES / JONES / JONES			3 Porsche 997 GT3 Cup - Eurotech Racing			
1 -	1:12.913	+ 23.722	10:23:30.982	18 -	1:02.289	+ 13.098	10:43:19.342
2 -	1:14.782	+ 25.591	10:24:45.764	19 -	2:35.433 P	+ 1:46.242	10:45:54.775
3 -	1:18.270	+ 29.079	10:26:04.034	20 -	1:08.140	+ 18.949	10:47:02.915
4 -	1:11.031	+ 21.840	10:27:15.065	21 -	1:10.916	+ 21.725	10:48:13.831
5 -	59.695	+ 10.504	10:28:14.760	22 -	56.844	+ 7.653	10:49:10.675
6 -	54.497	+ 5.306	10:29:09.257	23 -	54.709	+ 5.518	10:50:05.384
7 -	1:58.003 P	+ 1:08.812	10:31:07.260	24 -	52.902	+ 3.711	10:50:58.286
8 -	1:05.743	+ 16.552	10:32:13.003	25 -	53.813	+ 4.622	10:51:52.099
9 -	58.678	+ 9.487	10:33:11.681	26 -	51.988	+ 2.797	10:52:44.087
10 -	56.263	+ 7.072	10:34:07.944	27 -	53.158	+ 3.967	10:53:37.245
11 -	2:27.594 P	+ 1:38.403	10:36:35.538	28 -	49.766	+ 0.575	10:54:27.011
12 -	1:04.690	+ 15.499	10:37:40.228	29 -	49.747	+ 0.556	10:55:16.758
13 -	57.453	+ 8.262	10:38:37.681	30 -	49.326	+ 0.135	10:56:06.084
14 -	54.113	+ 4.922	10:39:31.794	31 -	53.234	+ 4.043	10:56:59.318
15 -	54.570	+ 5.379	10:40:26.364	32 -	57.907	+ 8.716	10:57:57.225
16 -	52.691	+ 3.500	10:41:19.055	33 -	49.191		10:58:46.416
17 -	57.998	+ 8.807	10:42:17.053	34 -	50.705	+ 1.514	10:59:37.121

Weather / Track : Bright / Dry

Brands Hatch Indy
Circuit Length = 1.2079 miles
Start: 10:20 End: 11:01

Britcar MSA British Endurance & Britcar Dunlop Production GTN Championships

QUALIFYING - RACE 6 - LAP ANALYSIS

40	MARDENBOROUGH / HEITKOTTER			3l	Nissan GT4 - RJN Motorsport		
1 -	1:02.860	+ 12.804	10:22:03.070	15 -	51.591	+ 1.535	10:41:25.793
2 -	54.650	+ 4.594	10:22:57.720	16 -	53.428	+ 3.372	10:42:19.221
3 -	1:15.084	+ 25.028	10:24:12.804	17 -	9:36.883 P	+ 8:46.827	10:51:56.104
4 -	4:35.669 P	+ 3:45.613	10:28:48.473	18 -	1:00.770	+ 10.714	10:52:56.874
5 -	1:04.956	+ 14.900	10:29:53.429	19 -	52.069	+ 2.013	10:53:48.943
6 -	58.864	+ 8.808	10:30:52.293	20 -	52.198	+ 2.142	10:54:41.141
7 -	54.545	+ 4.489	10:31:46.838	21 -	50.824	+ 0.768	10:55:31.965
8 -	54.681	+ 4.625	10:32:41.519	22 -	50.080	+ 0.024	10:56:22.045
9 -	54.453	+ 4.397	10:33:35.972	23 -	50.088	+ 0.032	10:57:12.133
10 -	53.154	+ 3.098	10:34:29.126	24 -	53.824	+ 3.768	10:58:05.957
11 -	3:21.410 P	+ 2:31.354	10:37:50.536	25 -	50.056		10:58:56.013
12 -	57.800	+ 7.744	10:38:48.336	26 -	50.315	+ 0.259	10:59:46.328
13 -	53.047	+ 2.991	10:39:41.383	27 -	52.781	+ 2.725	11:00:39.109
14 -	52.819	+ 2.763	10:40:34.202				
45	TICEHURST / MILDENHALL			P1	Mazda MX5 - Mazda Motors		
1 -	1:34.714	+ 43.805	10:25:35.842	19 -	1:18.816	+ 27.907	10:45:48.245
2 -	1:11.914	+ 21.005	10:26:47.756	20 -	1:06.645	+ 15.736	10:46:54.890
3 -	1:03.890	+ 12.981	10:27:51.646	21 -	1:13.010	+ 22.101	10:48:07.900
4 -	58.971	+ 8.062	10:28:50.617	22 -	1:10.131	+ 19.222	10:49:18.031
5 -	1:00.713	+ 9.804	10:29:51.330	23 -	1:03.264	+ 12.355	10:50:21.295
6 -	1:00.867	+ 9.958	10:30:52.197	24 -	52.388	+ 1.479	10:51:13.683
7 -	56.666	+ 5.757	10:31:48.863	25 -	53.898	+ 2.989	10:52:07.581
8 -	55.628	+ 4.719	10:32:44.491	26 -	52.052	+ 1.143	10:52:59.633
9 -	54.827	+ 3.918	10:33:39.318	27 -	54.223	+ 3.314	10:53:53.856
10 -	53.256	+ 2.347	10:34:32.574	28 -	52.696	+ 1.787	10:54:46.552
11 -	2:59.152 P	+ 2:08.243	10:37:31.726	29 -	55.389	+ 4.480	10:55:41.941
12 -	1:08.382	+ 17.473	10:38:40.108	30 -	51.564	+ 0.655	10:56:33.505
13 -	54.994	+ 4.085	10:39:35.102	31 -	51.230	+ 0.321	10:57:24.735
14 -	53.755	+ 2.846	10:40:28.857	32 -	50.909		10:58:15.644
15 -	52.981	+ 2.072	10:41:21.838	33 -	51.024	+ 0.115	10:59:06.668
16 -	56.370	+ 5.461	10:42:18.208	34 -	51.122	+ 0.213	10:59:57.790
17 -	1:02.039	+ 11.130	10:43:20.247	35 -	52.945	+ 2.036	11:00:50.735
18 -	1:09.182	+ 18.273	10:44:29.429				
48	MOWLE / OSBOURNE / MURRELLS			2l	Ginetta G50 - Lee Mowle		
1 -	1:09.849	+ 20.920	10:21:45.503	20 -	2:22.516 P	+ 1:33.587	10:42:09.636
2 -	1:07.005	+ 18.076	10:22:52.508	21 -	1:07.417	+ 18.488	10:43:17.053
3 -	1:09.121	+ 20.192	10:24:01.629	22 -	1:10.906	+ 21.977	10:44:27.959
4 -	1:23.688	+ 34.759	10:25:25.317	23 -	3:33.610 P	+ 2:44.681	10:48:01.569
5 -	1:17.521	+ 28.592	10:26:42.838	24 -	1:09.671	+ 20.742	10:49:11.240
6 -	59.120	+ 10.191	10:27:41.958	25 -	58.740	+ 9.811	10:50:09.980
7 -	1:01.073	+ 12.144	10:28:43.031	26 -	53.695	+ 4.766	10:51:03.675
8 -	56.287	+ 7.358	10:29:39.318	27 -	54.851	+ 5.922	10:51:58.526
9 -	58.597	+ 9.668	10:30:37.915	28 -	50.888	+ 1.959	10:52:49.414
10 -	56.551	+ 7.622	10:31:34.466	29 -	51.758	+ 2.829	10:53:41.172
11 -	55.053	+ 6.124	10:32:29.519	30 -	50.828	+ 1.899	10:54:32.000
12 -	56.570	+ 7.641	10:33:26.089	31 -	49.745	+ 0.816	10:55:21.745
13 -	55.676	+ 6.747	10:34:21.765	32 -	49.579	+ 0.650	10:56:11.324
14 -	53.501	+ 4.572	10:35:15.266	33 -	49.346	+ 0.417	10:57:00.670
15 -	52.508	+ 3.579	10:36:07.774	34 -	50.485	+ 1.556	10:57:51.155
16 -	53.809	+ 4.880	10:37:01.583	35 -	48.984	+ 0.055	10:58:40.139
17 -	54.967	+ 6.038	10:37:56.550	36 -	50.836	+ 1.907	10:59:30.975
18 -	52.360	+ 3.431	10:38:48.910	37 -	48.929		11:00:19.904
19 -	58.210	+ 9.281	10:39:47.120				
50	McNEILLY / STANLEY			3l	Lotus Exige - Fox Motorsport		
1 -	1:10.463	+ 21.084	10:21:29.335	15 -	1:01.834	+ 12.455	10:48:27.868
2 -	1:01.413	+ 12.034	10:22:30.748	16 -	50.866	+ 1.487	10:49:18.734
3 -	1:24.031	+ 34.652	10:23:54.779	17 -	53.037	+ 3.658	10:50:11.771
4 -	5:11.539 P	+ 4:22.160	10:29:06.318	18 -	51.125	+ 1.746	10:51:02.896
5 -	1:12.705	+ 23.326	10:30:19.023	19 -	52.500	+ 3.121	10:51:55.396

Weather / Track : Bright / Dry

Brands Hatch Indy
Circuit Length = 1.2079 miles
Start: 10:20 End: 11:01

Britcar MSA British Endurance & Britcar Dunlop Production GTN Championships

QUALIFYING - RACE 6 - LAP ANALYSIS

6 -	1:01.226	+ 11.847	10:31:20.249	20 -	51.476	+ 2.097	10:52:46.872
7 -	56.830	+ 7.451	10:32:17.079	21 -	52.833	+ 3.454	10:53:39.705
8 -	55.927	+ 6.548	10:33:13.006	22 -	49.519	+ 0.140	10:54:29.224
9 -	55.670	+ 6.291	10:34:08.676	23 -	49.547	+ 0.168	10:55:18.771
10 -	55.562	+ 6.183	10:35:04.238	24 -	49.379		10:56:08.150
11 -	51.890	+ 2.511	10:35:56.128	25 -	49.807	+ 0.428	10:56:57.957
12 -	52.027	+ 2.648	10:36:48.155	26 -	52.328	+ 2.949	10:57:50.285
13 -	51.705	+ 2.326	10:37:39.860	27 -	49.651	+ 0.272	10:58:39.936
14 -	9:46.174 P	+ 8:56.795	10:47:26.034				
52	PHILLIPS / GOWER P1 Lotus Elise S2 - Simon Phillips						
1 -	1:30.460	+ 39.546	10:32:44.706	14 -	56.259	+ 5.345	10:50:02.600
2 -	1:08.602	+ 17.688	10:33:53.308	15 -	55.038	+ 4.124	10:50:57.638
3 -	1:05.564	+ 14.650	10:34:58.872	16 -	54.567	+ 3.653	10:51:52.205
4 -	1:00.788	+ 9.874	10:35:59.660	17 -	54.490	+ 3.576	10:52:46.695
5 -	58.262	+ 7.348	10:36:57.922	18 -	54.121	+ 3.207	10:53:40.816
6 -	59.690	+ 8.776	10:37:57.612	19 -	54.290	+ 3.376	10:54:35.106
7 -	3:42.515 P	+ 2:51.601	10:41:40.127	20 -	52.573	+ 1.659	10:55:27.679
8 -	1:10.078	+ 19.164	10:42:50.205	21 -	52.156	+ 1.242	10:56:19.835
9 -	1:18.933	+ 28.019	10:44:09.138	22 -	51.688	+ 0.774	10:57:11.523
10 -	1:21.033	+ 30.119	10:45:30.171	23 -	51.593	+ 0.679	10:58:03.116
11 -	1:21.330	+ 30.416	10:46:51.501	24 -	51.721	+ 0.807	10:58:54.837
12 -	1:14.290	+ 23.376	10:48:05.791	25 -	50.970	+ 0.056	10:59:45.807
13 -	1:00.550	+ 9.636	10:49:06.341	26 -	50.914		11:00:36.721
61	SAUNDERS P2 Honda Civic Type R - Tim Saunders						
1 -	1:16.005	+ 19.679	10:22:33.974	16 -	1:10.492	+ 14.166	10:44:32.604
2 -	1:22.701	+ 26.375	10:23:56.675	17 -	1:19.261	+ 22.935	10:45:51.865
3 -	1:25.209	+ 28.883	10:25:21.884	18 -	1:06.057	+ 9.731	10:46:57.922
4 -	2:47.064 P	+ 1:50.738	10:28:08.948	19 -	1:16.254	+ 19.928	10:48:14.176
5 -	1:09.563	+ 13.237	10:29:18.511	20 -	59.449	+ 3.123	10:49:13.625
6 -	1:04.410	+ 8.084	10:30:22.921	21 -	58.437	+ 2.111	10:50:12.062
7 -	1:02.419	+ 6.093	10:31:25.340	22 -	57.576	+ 1.250	10:51:09.638
8 -	1:00.600	+ 4.274	10:32:25.940	23 -	59.575	+ 3.249	10:52:09.213
9 -	1:00.250	+ 3.924	10:33:26.190	24 -	3:27.345 P	+ 2:31.019	10:55:36.558
10 -	1:01.777	+ 5.451	10:34:27.967	25 -	1:07.917	+ 11.591	10:56:44.475
11 -	4:35.308 P	+ 3:38.982	10:39:03.275	26 -	57.838	+ 1.512	10:57:42.313
12 -	1:10.437	+ 14.111	10:40:13.712	27 -	56.326		10:58:38.639
13 -	1:02.536	+ 6.210	10:41:16.248	28 -	57.440	+ 1.114	10:59:36.079
14 -	1:03.034	+ 6.708	10:42:19.282	29 -	56.514	+ 0.188	11:00:32.593
15 -	1:02.830	+ 6.504	10:43:22.112				
65	OSBORNE / MAY P2 Seat Leon - James May						
1 -	5:49.557 P	+ 4:54.690	10:27:37.639	9 -	3:23.039 P	+ 2:28.172	10:38:19.335
2 -	1:10.701	+ 15.834	10:28:48.340	10 -	1:04.619	+ 9.752	10:39:23.954
3 -	1:04.777	+ 9.910	10:29:53.117	11 -	57.913	+ 3.046	10:40:21.867
4 -	1:02.994	+ 8.127	10:30:56.111	12 -	56.016	+ 1.149	10:41:17.883
5 -	1:00.348	+ 5.481	10:31:56.459	13 -	54.867		10:42:12.750
6 -	1:02.147	+ 7.280	10:32:58.606	14 -	55.926	+ 1.059	10:43:08.676
7 -	58.677	+ 3.810	10:33:57.283	15 -	1:04.510	+ 9.643	10:44:13.186
8 -	59.013	+ 4.146	10:34:56.296				
66	FENN / BARFF P1I Honda NSX - JDR						
1 -	1:26.797	+ 37.138	10:23:31.796	17 -	1:21.087	+ 31.428	10:46:29.561
2 -	1:18.674	+ 29.015	10:24:50.470	18 -	1:16.783	+ 27.124	10:47:46.344
3 -	1:15.293	+ 25.634	10:26:05.763	19 -	1:02.675	+ 13.016	10:48:49.019
4 -	3:31.538 P	+ 2:41.879	10:29:37.301	20 -	50.851	+ 1.192	10:49:39.870
5 -	1:22.912	+ 33.253	10:31:00.213	21 -	50.496	+ 0.837	10:50:30.366
6 -	1:09.621	+ 19.962	10:32:09.834	22 -	50.371	+ 0.712	10:51:20.737
7 -	1:06.626	+ 16.967	10:33:16.460	23 -	1:01.800	+ 12.141	10:52:22.537
8 -	3:29.171 P	+ 2:39.512	10:36:45.631	24 -	49.659		10:53:12.196
9 -	1:02.841	+ 13.182	10:37:48.472	25 -	58.056	+ 8.397	10:54:10.252
10 -	57.573	+ 7.914	10:38:46.045	26 -	49.749	+ 0.090	10:55:00.001
11 -	54.106	+ 4.447	10:39:40.151	27 -	54.383	+ 4.724	10:55:54.384

Weather / Track : Bright / Dry

Brands Hatch Indy
Circuit Length = 1.2079 miles
Start: 10:20 End: 11:01

Britcar MSA British Endurance & Britcar Dunlop Production GTN Championships

QUALIFYING - RACE 6 - LAP ANALYSIS

12 -	53.213	+ 3.554	10:40:33.364	28 -	49.806	+ 0.147	10:56:44.190
13 -	58.705	+ 9.046	10:41:32.069	29 -	54.081	+ 4.422	10:57:38.271
14 -	51.448	+ 1.789	10:42:23.517	30 -	49.905	+ 0.246	10:58:28.176
15 -	1:14.137	+ 24.478	10:43:37.654	31 -	50.174	+ 0.515	10:59:18.350
16 -	1:30.820	+ 41.161	10:45:08.474				
69	ALLAN / JAMES			P2 Honda Civic Type R - Synchro Motorsport			
1 -	1:11.442	+ 16.711	10:22:06.582	14 -	1:25.782	+ 31.051	10:45:28.013
2 -	1:14.511	+ 19.780	10:23:21.093	15 -	1:22.433	+ 27.702	10:46:50.446
3 -	1:09.286	+ 14.555	10:24:30.379	16 -	1:14.862	+ 20.131	10:48:05.308
4 -	1:07.555	+ 12.824	10:25:37.934	17 -	1:00.916	+ 6.185	10:49:06.224
5 -	6:06.802 P	+ 5:12.071	10:31:44.736	18 -	59.803	+ 5.072	10:50:06.027
6 -	1:04.022	+ 9.291	10:32:48.758	19 -	3:35.817 P	+ 2:41.086	10:53:41.844
7 -	59.487	+ 4.756	10:33:48.245	20 -	1:05.504	+ 10.773	10:54:47.348
8 -	57.833	+ 3.102	10:34:46.078	21 -	1:13.377	+ 18.646	10:56:00.725
9 -	4:28.357 P	+ 3:33.626	10:39:14.435	22 -	55.356	+ 0.625	10:56:56.081
10 -	1:25.244	+ 30.513	10:40:39.679	23 -	55.898	+ 1.167	10:57:51.979
11 -	1:05.146	+ 10.415	10:41:44.825	24 -	54.731		10:58:46.710
12 -	1:04.000	+ 9.269	10:42:48.825	25 -	55.113	+ 0.382	10:59:41.823
13 -	1:13.406	+ 18.675	10:44:02.231	26 -	54.983	+ 0.252	11:00:36.806
75	WILDS / CAMERON			P2 Mazda MX5 - Mazda Motors			
1 -	1:09.421	+ 10.025	10:21:22.268	10 -	1:02.896	+ 3.500	10:34:03.140
2 -	1:03.438	+ 4.042	10:22:25.706	11 -	1:01.897	+ 2.501	10:35:05.037
3 -	1:28.213	+ 28.817	10:23:53.919	12 -	11:32.154 P	+ 10:32.758	10:46:37.191
4 -	3:50.381 P	+ 2:50.985	10:27:44.300	13 -	1:12.790	+ 13.394	10:47:49.981
5 -	1:07.229	+ 7.833	10:28:51.529	14 -	1:06.847	+ 7.451	10:48:56.828
6 -	1:02.331	+ 2.935	10:29:53.860	15 -	1:01.321	+ 1.925	10:49:58.149
7 -	1:01.005	+ 1.609	10:30:54.865	16 -	1:00.822	+ 1.426	10:50:58.971
8 -	1:05.251	+ 5.855	10:32:00.116	17 -	59.396		10:51:58.367
9 -	1:00.128	+ 0.732	10:33:00.244	18 -	59.938	+ 0.542	10:52:58.305
77	HARDING / AXISA			2l Honda Integra DC5			
1 -	1:13.549	+ 15.789	10:21:42.964	15 -	1:03.735	+ 5.975	10:41:00.304
2 -	1:11.094	+ 13.334	10:22:54.058	16 -	7:34.657	+ 6:36.897	10:48:34.961
3 -	1:17.706	+ 19.946	10:24:11.764	17 -	1:06.088	+ 8.328	10:49:41.049
4 -	1:18.208	+ 20.448	10:25:29.972	18 -	1:03.468	+ 5.708	10:50:44.517
5 -	1:15.772	+ 18.012	10:26:45.744	19 -	1:02.593	+ 4.833	10:51:47.110
6 -	1:05.827	+ 8.067	10:27:51.571	20 -	1:00.574	+ 2.814	10:52:47.684
7 -	1:03.350	+ 5.590	10:28:54.921	21 -	58.777	+ 1.017	10:53:46.461
8 -	1:02.729	+ 4.969	10:29:57.650	22 -	57.760		10:54:44.221
9 -	1:02.446	+ 4.686	10:31:00.096	23 -	58.657	+ 0.897	10:55:42.878
10 -	1:00.548	+ 2.788	10:32:00.644	24 -	57.970	+ 0.210	10:56:40.848
11 -	59.756	+ 1.996	10:33:00.400	25 -	58.404	+ 0.644	10:57:39.252
12 -	59.515	+ 1.755	10:33:59.915	26 -	58.196	+ 0.436	10:58:37.448
13 -	4:44.698 P	+ 3:46.938	10:38:44.613	27 -	58.424	+ 0.664	10:59:35.872
14 -	1:11.956	+ 14.196	10:39:56.569	28 -	57.852	+ 0.092	11:00:33.724
83	CHAMBERLAIN / GREENSALL			P2l Lotus Elise - CTR Development			
1 -	1:18.366	+ 26.383	10:27:32.798	14 -	1:07.519	+ 15.536	10:46:54.280
2 -	1:05.840	+ 13.857	10:28:38.638	15 -	1:12.718	+ 20.735	10:48:06.998
3 -	59.334	+ 7.351	10:29:37.972	16 -	1:00.072	+ 8.089	10:49:07.070
4 -	59.529	+ 7.546	10:30:37.501	17 -	55.802	+ 3.819	10:50:02.872
5 -	57.522	+ 5.539	10:31:35.023	18 -	59.596	+ 7.613	10:51:02.468
6 -	56.602	+ 4.619	10:32:31.625	19 -	52.736	+ 0.753	10:51:55.204
7 -	55.955	+ 3.972	10:33:27.580	20 -	52.360	+ 0.377	10:52:47.564
8 -	55.713	+ 3.730	10:34:23.293	21 -	56.224	+ 4.241	10:53:43.788
9 -	54.411	+ 2.428	10:35:17.704	22 -	52.272	+ 0.289	10:54:36.060
10 -	53.722	+ 1.739	10:36:11.426	23 -	52.137	+ 0.154	10:55:28.197
11 -	6:51.597 P	+ 5:59.614	10:43:03.023	24 -	58.483	+ 6.500	10:56:26.680
12 -	1:15.954	+ 23.971	10:44:18.977	25 -	51.983		10:57:18.663
13 -	1:27.784	+ 35.801	10:45:46.761	26 -	52.432	+ 0.449	10:58:11.095

Weather / Track : Bright / Dry

Brands Hatch Indy
Circuit Length = 1.2079 miles
Start: 10:20 End: 11:01

Britcar MSA British Endurance & Britcar Dunlop Production GTN Championships
QUALIFYING - RACE 6 - LAP ANALYSIS

88		CLARKE / GIBSON		P1 BMW M3 E46 - Kevin Clarke				
1 -	1:14.734		+ 24.952	10:21:53.965	17 -	1:14.690	+ 24.908	10:48:11.367
2 -	1:12.232		+ 22.450	10:23:06.197	18 -	55.635	+ 5.853	10:49:07.002
3 -	4:02.189 P		+ 3:12.407	10:27:08.386	19 -	54.389	+ 4.607	10:50:01.391
4 -	1:17.287		+ 27.505	10:28:25.673	20 -	52.038	+ 2.256	10:50:53.429
5 -	1:07.986		+ 18.204	10:29:33.659	21 -	51.957	+ 2.175	10:51:45.386
6 -	7:16.489 P		+ 6:26.707	10:36:50.148	22 -	51.153	+ 1.371	10:52:36.539
7 -	1:01.862		+ 12.080	10:37:52.010	23 -	50.507	+ 0.725	10:53:27.046
8 -	55.181		+ 5.399	10:38:47.191	24 -	51.542	+ 1.760	10:54:18.588
9 -	53.878		+ 4.096	10:39:41.069	25 -	51.063	+ 1.281	10:55:09.651
10 -	55.051		+ 5.269	10:40:36.120	26 -	50.352	+ 0.570	10:56:00.003
11 -	53.175		+ 3.393	10:41:29.295	27 -	50.335	+ 0.553	10:56:50.338
12 -	51.765		+ 1.983	10:42:21.060	28 -	50.886	+ 1.104	10:57:41.224
13 -	1:00.568		+ 10.786	10:43:21.628	29 -	50.633	+ 0.851	10:58:31.857
14 -	1:09.668		+ 19.886	10:44:31.296	30 -	50.348	+ 0.566	10:59:22.205
15 -	1:19.649		+ 29.867	10:45:50.945	31 -	49.782		11:00:11.987
16 -	1:05.732		+ 15.950	10:46:56.677				
91		LEMMER/BUTLER/KIMBER-SMITH		2I Ginetta G55 - Barwell Motorsport				
1 -	1:24.801		+ 37.578	10:27:12.632	16 -	5:43.024 P	+ 4:55.801	10:48:34.721
2 -	1:09.888		+ 22.665	10:28:22.520	17 -	58.763	+ 11.540	10:49:33.484
3 -	1:00.982		+ 13.759	10:29:23.502	18 -	50.534	+ 3.311	10:50:24.018
4 -	59.114		+ 11.891	10:30:22.616	19 -	51.304	+ 4.081	10:51:15.322
5 -	56.090		+ 8.867	10:31:18.706	20 -	50.306	+ 3.083	10:52:05.628
6 -	54.030		+ 6.807	10:32:12.736	21 -	49.135	+ 1.912	10:52:54.763
7 -	55.110		+ 7.887	10:33:07.846	22 -	49.715	+ 2.492	10:53:44.478
8 -	56.495		+ 9.272	10:34:04.341	23 -	48.714	+ 1.491	10:54:33.192
9 -	54.975		+ 7.752	10:34:59.316	24 -	48.536	+ 1.313	10:55:21.728
10 -	3:21.500 P		+ 2:34.277	10:38:20.816	25 -	47.584	+ 0.361	10:56:09.312
11 -	1:02.484		+ 15.261	10:39:23.300	26 -	48.368	+ 1.145	10:56:57.680
12 -	53.204		+ 5.981	10:40:16.504	27 -	51.695	+ 4.472	10:57:49.375
13 -	51.153		+ 3.930	10:41:07.657	28 -	48.458	+ 1.235	10:58:37.833
14 -	50.512		+ 3.289	10:41:58.169	29 -	47.285	+ 0.062	10:59:25.118
15 -	53.528		+ 6.305	10:42:51.697	30 -	47.223		11:00:12.341

Weather / Track : Bright / Dry

Brands Hatch Indy
 Circuit Length = 1.2079 miles
 Start: 10:20 End: 11:01

Britcar MSA British Endurance & Britcar Dunlop Production GTN Championships

RACE 6 - GRID

ROW 11	57.760 77 HARDING / AXISA	59.396 75 WILDS / CAMERON
ROW 10	54.867 65 OSBORNE / MAY	56.326 61 SAUNDERS
ROW 9	51.983 83 CHAMBERLAIN / GREENSALL	54.731 69 ALLAN / JAMES
ROW 8	50.909 45 TICEHURST / MILDENHALL	50.914 52 PHILLIPS / GOWER
ROW 7	50.046 23 NORRIS-JONES / MUSSI	50.056 40 MARDENBOROUGH / HEITKOTTER
ROW 6	49.659 66 FENN / BARFF	49.782 88 CLARKE / GIBSON
ROW 5	49.379 50 McNEILLY / STANLEY	49.453 36 O'NEILL / FLETCHER
ROW 4	49.085 26 HUGGINS / HARRISON	49.191 39 JONES / JONES / JONES
ROW 3	48.767 38 BARRETT / SHEPHERD	48.929 48 MOWLE / OSBOURNE / MURRELLS
ROW 2	48.204 19 BRYANT / BRYANT	48.426 37 BAILEY / SCHULZ
ROW 1	47.223 91 LEMMER/BUTLER/KIMBER-SMITH	47.752 21 WILKINS / SCOTT
Pole		
		

Brands Hatch Indy
Circuit Length = 1.2079 miles

These results are provisional until the conclusion of any judicial and technical matters.

Clerk of Course :		Timekeeper :
-------------------	--	--------------

Britcar MSA British Endurance & Britcar Dunlop Production GTN Championships

RACE 6 - INTERIM BULLETIN @ 1 HOUR

POS	NO	CL	NAME	ENTRY	LAPS	TIME	GAP	DIFF	MPH	BEST	ON
1	26	2	HUGGINS / HARRISON	Marcos Mantis - Topcats Racing	68	1:00:31.965			81.41	48.559	21
2	48	2l	MOWLE / OSBOURNE / MURREL	Ginetta G50 - Lee Mowle	68	1:00:32.464	0.499	0.499	81.40	49.272	22
3	38	3	BARRETT / SHEPHERD	Porsche 997 Cup - Rod Barrett	68	1:00:38.244	6.279	5.780	81.27	49.112	12
4	36	3	O'NEILL / FLETCHER	Marcos Mantis - Topcats Racing	68	1:00:38.563	6.598	0.319	81.26	49.419	10
5	39	3	JONES / JONES / JONES	Porsche 997 GT3 Cup - Eurotech Racing	67	1:00:39.869	1 lap	1 lap	80.04	49.630	17
6	88	P1	CLARKE / GIBSON	BMW M3 E46 - Kevin Clarke	67	1:00:49.585	1 lap	1:01.655	79.83	50.991	22
7	52	P1	PHILLIPS / GOWER	Lotus Elise S2 - Simon Phillips	66	1:00:08.739	2 laps	1 lap	79.53	50.502	23
8	50	3l	McNEILLY / STANLEY	Lotus Exige - Fox Motorsport	66	1:00:11.850	2 laps	3.111	79.46	51.427	29
9	23	3	NORRIS-JONES / MUSSI	Lotus Exige - Dan Norris-Jones	66	1:00:29.525	2 laps	17.675	79.07	51.061	14
10	45	P1	TICEHURST / MILDENHALL	Mazda MX5 - Mazda Motors	65	1:00:15.022	3 laps	1 lap	78.19	51.459	32
11	40	3l	MARDENBOROUGH / HEITKOTTI	Nissan GT4 - RJN Motorsport	65	1:00:25.483	3 laps	1:09.292	77.96	50.552	14
12	37	3	BAILEY / SCHULZ	Ferrari 430 Challenge - Paul Bailey	64	1:00:27.410	4 laps	1 lap	76.72	49.421	64
13	65	P2	OSBORNE / MAY	Seat Leon - James May	63	1:00:19.344	5 laps	1 lap	75.69	53.330	31
14	69	P2	ALLAN / JAMES	Honda Civic Type R - Synchro Motorsport	63	1:00:34.313	5 laps	1:09.203	75.38	54.432	45
15	75	P2	WILDS / CAMERON	Mazda MX5 - Mazda Motors	61	1:00:06.573	7 laps	2 laps	73.55	56.973	39
16	77	P2l	HARDING / AXISA	Honda Integra DC5 -	61	1:00:27.055	7 laps	20.482	73.13	54.302	46
17	19	2l	BRYANT / BRYANT	Marcos Mantis - Olver Bryant	56	58:50.617	12 laps	5 laps	68.97	49.562	56
18	83	P2l	CHAMBERLAIN / GREENSALL	Lotus Elise - CTR Development	53	1:00:42.527	15 laps	3 laps	63.27	51.198	52
19	91	2l	LEMMER/BUTLER/KIMBER-SMIT	Ginetta G55 - Barwell Motorsport	41	1:00:24.840	27 laps	12 laps	49.18	47.801	22
20	61	P2	SAUNDERS	Honda Civic Type R - Tim Saunders	33	31:29.720	35 laps	8 laps	75.93	54.574	27
21	21	2	WILKINS / SCOTT	Dodge Viper - GT3 Racing	9	9:33.071	59 laps	24 laps	68.29	47.890	8

FASTEST LAP

91	2l	LEMMER/BUTLER/KIMBER-SMIT	Ginetta G55 - Barwell Motorsport	22	47.801	90.97 mph	146.40 kph
21	2	WILKINS / SCOTT	Dodge Viper - GT3 Racing	8	47.890	90.80 mph	146.13 kph
38	3	BARRETT / SHEPHERD	Porsche 997 Cup - Rod Barrett	12	49.112	88.54 mph	142.49 kph
52	P1	PHILLIPS / GOWER	Lotus Elise S2 - Simon Phillips	23	50.502	86.10 mph	138.57 kph
40	3l	MARDENBOROUGH / HEITKOTTI	Nissan GT4 - RJN Motorsport	14	50.552	86.02 mph	138.43 kph
83	P2l	CHAMBERLAIN / GREENSALL	Lotus Elise - CTR Development	52	51.198	84.93 mph	136.69 kph
65	P2	OSBORNE / MAY	Seat Leon - James May	31	53.330	81.54 mph	131.22 kph

Weather / Track : Cloudy / Dry

These results are provisional until the conclusion of any judicial and technical matters.

Brands Hatch Indy

Circuit Length = 1.2079 miles

Start: 15:24 End: 00:00

Clerk of Course :		Timekeeper :	
-------------------	--	--------------	--

Britcar MSA British Endurance & Britcar Dunlop Production GTN Championships

RACE 6 - INTERIM BULLETIN @ 2 HOURS

POS	NO	CL	NAME	ENTRY	LAPS	TIME	GAP	DIFF	MPH	BEST	ON
1	36	3	O'NEILL / FLETCHER	Marcos Mantis - Topcats Racing	135	2:00:36.376			81.12	49.419	10
2	38	3	BARRETT / SHEPHERD	Porsche 997 Cup - Rod Barrett	132	2:00:55.904	3 laps	3 laps	79.11	49.112	12
3	40	3I	MARDENBOROUGH / HEITKOTT	Nissan GT4 - RJN Motorsport	131	2:00:39.357	4 laps	1 lap	78.69	50.552	14
4	88	P1	CLARKE / GIBSON	BMW M3 E46 - Kevin Clarke	131	2:00:56.694	4 laps	17.337	78.50	50.897	88
5	45	P1	TICEHURST / MILDENHALL	Mazda MX5 - Mazda Motors	129	2:00:07.852	6 laps	2 laps	77.82	51.459	32
6	52	P1	PHILLIPS / GOWER	Lotus Elise S2 - Simon Phillips	129	2:00:17.752	6 laps	9.900	77.72	50.502	23
7	39	3	JONES / JONES / JONES	Porsche 997 GT3 Cup - Eurotech Racing	129	2:00:20.945	6 laps	3.193	77.68	49.630	17
8	23	3	NORRIS-JONES / MUSSI	Lotus Exige - Dan Norris-Jones	129	2:00:36.557	6 laps	15.612	77.51	50.635	115
9	37	3	BAILEY / SCHULZ	Ferrari 430 Challenge - Paul Bailey	128	2:00:03.221	7 laps	1 lap	77.27	49.421	64
10	48	2I	MOWLE / OSBOURNE / MURREL	Ginetta G50 - Lee Mowle	128	2:00:37.854	7 laps	1:29.919	76.90	49.272	22
11	50	3I	McNEILLY / STANLEY	Lotus Exige - Fox Motorsport	127	1:59:55.062	8 laps	1 lap	76.75	49.919	113
12	69	P2	ALLAN / JAMES	Honda Civic Type R - Synchro Motorsport	120	2:00:05.376	15 laps	7 laps	72.42	54.432	45
13	75	P2	WILDS / CAMERON	Mazda MX5 - Mazda Motors	118	2:00:01.829	17 laps	2 laps	71.25	56.806	117
14	83	P2I	CHAMBERLAIN / GREENSALL	Lotus Elise - CTR Development	118	2:00:11.244	17 laps	9.415	71.15	51.198	52
15	26	2	HUGGINS / HARRISON	Marcos Mantis - Topcats Racing	117	2:00:29.724	18 laps	1 lap	70.37	48.559	21
16	77	P2I	HARDING / AXISA	Honda Integra DC5 -	111	2:00:40.047	24 laps	6 laps	66.67	54.302	46
17	91	2I	LEMMER/BUTLER/KIMBER-SMIT	Ginetta G55 - Barwell Motorsport	106	2:00:15.411	29 laps	5 laps	63.88	47.801	22
18	19	2I	BRYANT / BRYANT	Marcos Mantis - Oliver Bryant	103	2:00:27.633	32 laps	3 laps	61.97	49.069	100
19	65	P2	OSBORNE / MAY	Seat Leon - James May	101	1:38:54.336	34 laps	2 laps	74.01	53.314	94
20	61	P2	SAUNDERS	Honda Civic Type R - Tim Saunders	33	31:29.720	102 laps	68 laps	75.93	54.574	27
21	21	2	WILKINS / SCOTT	Dodge Viper - GT3 Racing	15	2:00:10.639	120 laps	18 laps	9.04	47.890	8

FASTEST LAP

91	2I	LEMMER/BUTLER/KIMBER-SMIT	Ginetta G55 - Barwell Motorsport	22	47.801	90.97 mph	146.40 kph
21	2	WILKINS / SCOTT	Dodge Viper - GT3 Racing	8	47.890	90.80 mph	146.13 kph
38	3	BARRETT / SHEPHERD	Porsche 997 Cup - Rod Barrett	12	49.112	88.54 mph	142.49 kph
50	3I	McNEILLY / STANLEY	Lotus Exige - Fox Motorsport	113	49.919	87.11 mph	140.19 kph
52	P1	PHILLIPS / GOWER	Lotus Elise S2 - Simon Phillips	23	50.502	86.10 mph	138.57 kph
83	P2I	CHAMBERLAIN / GREENSALL	Lotus Elise - CTR Development	52	51.198	84.93 mph	136.69 kph
65	P2	OSBORNE / MAY	Seat Leon - James May	94	53.314	81.56 mph	131.26 kph

Weather / Track : Cloudy / Dry

These results are provisional until the conclusion of any judicial and technical matters.

Brands Hatch Indy

Circuit Length = 1.2079 miles

Start: 15:24 End: 00:00

Clerk of Course :	Timekeeper :
-------------------	--------------

Britcar Dunlop Production GTN Championship

RACE 6 - CLASSIFICATION

POS	NO	CL	NAME	ENTRY	LAPS	TIME	GAP	DIFF	MPH	BEST	ON
1	88	P1	CLARKE / GIBSON	BMW M3 E46 - Kevin Clarke	131	2:00:56.694			78.50	50.897	88
2	45	P1	TICEHURST / MILDENHALL	Mazda MX5 - Mazda Motors	130	2:01:00.574	1 lap	1 lap	77.86	51.459	32
3	52	P1	PHILLIPS / GOWER	Lotus Elise S2 - Simon Phillips	130	2:01:11.351	1 lap	10.777	77.74	50.502	23
4	69	P2	ALLAN / JAMES	Honda Civic Type R - Synchro Motorsport	121	2:01:04.090	10 laps	9 laps	72.43	54.432	45
5	75	P2	WILDS / CAMERON	Mazda MX5 - Mazda Motors	119	2:01:00.694	12 laps	2 laps	71.27	56.806	117
6	83	P2I	CHAMBERLAIN / GREENSALL	Lotus Elise - CTR Development	119	2:01:02.871	12 laps	2.177	71.25	51.198	52
7	77	P2I	HARDING / AXISA	Honda Integra DC5 -	112	2:01:36.390	19 laps	7 laps	66.75	54.302	46
8	65	P2	OSBORNE / MAY	Seat Leon - James May	101	1:38:54.336	30 laps	11 laps	74.01	53.314	94

NOT CLASSIFIED

DNC	61	P2	SAUNDERS	Honda Civic Type R - Tim Saunders	33	31:29.720	98 laps	68 laps	75.93	54.574	27
-----	----	----	----------	-----------------------------------	----	-----------	---------	---------	-------	--------	----

FASTEST LAP

52	P1	PHILLIPS / GOWER	Lotus Elise S2 - Simon Phillips	23	50.502	86.10 mph	138.57 kph
83	P2I	CHAMBERLAIN / GREENSALL	Lotus Elise - CTR Development	52	51.198	84.93 mph	136.69 kph
65	P2	OSBORNE / MAY	Seat Leon - James May	94	53.314	81.56 mph	131.26 kph

Weather / Track : Bright / Dry

These results are provisional until the conclusion of any judicial and technical matters.

Brands Hatch Indy
Circuit Length = 1.2079 miles
Start: 15:24 End: 00:00

Clerk of Course :	Timekeeper :
-------------------	--------------

Britcar MSA British Endurance Championship

RACE 6 - CLASSIFICATION

POS	NO	CL	NAME	ENTRY	LAPS	TIME	GAP	DIFF	MPH	BEST	ON
1	36	3	O'NEILL / FLETCHER	Marcos Mantis - Topcats Racing	201	3:01:45.047			80.15	49.419	10
2	38	3	BARRETT / SHEPHERD	Porsche 997 Cup - Rod Barrett	201	3:01:58.554	13.507	13.507	80.05	49.112	12
3	39	3	JONES / JONES / JONES	Porsche 997 GT3 Cup - Eurotech Racing	201	3:02:13.882	28.835	15.328	79.94	49.511	145
4	48	21	MOWLE / OSBOURNE / MURREL	Ginetta G50 - Lee Mowle	199	3:02:14.972	2 laps	2 laps	79.13	49.272	22
5	40	31	MARDENBOROUGH / HEITKOTT	Nissan GT4 - RJN Motorsport	199	3:02:27.384	2 laps	12.412	79.04	50.552	14
6	37	3	BAILEY / SCHULZ	Ferrari 430 Challenge - Paul Bailey	198	3:02:05.349	3 laps	1 lap	78.80	49.421	64
7	23	3	NORRIS-JONES / MUSSI	Lotus Exige - Dan Norris-Jones	192	3:02:27.238	9 laps	6 laps	76.26	50.635	115
8	26	2	HUGGINS / HARRISON	Marcos Mantis - Topcats Racing	180	3:01:52.767	21 laps	12 laps	71.72	48.559	21
9	91	21	LEMMER/BUTLER/KIMBER-SMIT	Ginetta G55 - Barwell Motorsport	170	3:01:45.378	31 laps	10 laps	67.78	47.801	22
10	19	21	BRYANT / BRYANT	Marcos Mantis - Oliver Bryant	169	3:02:24.182	32 laps	1 lap	67.15	49.069	100

NOT CLASSIFIED

DNC	50	31	McNEILLY / STANLEY	Lotus Exige - Fox Motorsport	127	1:59:55.062	74 laps	42 laps	76.75	49.919	113
DNC	21	2	WILKINS / SCOTT	Dodge Viper - GT3 Racing	30	2:13:59.326	171 laps	97 laps	16.22	47.787	29

FASTEST LAP

21	2	WILKINS / SCOTT	Dodge Viper - GT3 Racing	29	47.787	90.99 mph	146.44 kph
91	21	LEMMER/BUTLER/KIMBER-SMIT	Ginetta G55 - Barwell Motorsport	22	47.801	90.97 mph	146.40 kph
38	3	BARRETT / SHEPHERD	Porsche 997 Cup - Rod Barrett	12	49.112	88.54 mph	142.49 kph
50	31	McNEILLY / STANLEY	Lotus Exige - Fox Motorsport	113	49.919	87.11 mph	140.19 kph

Weather / Track : Cloudy / Dry

These results are provisional until the conclusion of any judicial and technical matters.

Brands Hatch Indy
Circuit Length = 1.2079 miles
Start: 15:24 End: 18:27

Clerk of Course :	Timekeeper :
-------------------	--------------

Britcar MSA British Endurance & Britcar Dunlop Production GTN Championships

RACE 6 - LAP CHART

Lap 1			Lap 2			Lap 3			Lap 4			Lap 5		
No	Behind	Laptime	No	Behind	Laptime	No	Behind	Laptime	No	Behind	Laptime	No	Behind	Laptime
21		53.175	21		50.093	21		49.669	21		1:11.024	21		1:15.934
38	1.101	54.276	38	1.519	50.511	38	1.754	49.904	38	2.237	1:11.507	38	0.979	1:14.676
48	2.181	55.356	48	2.607	50.519	48	3.048	50.110	48	2.934	1:10.910	48	1.452	1:14.452
26	3.703	56.878	26	5.584	51.974	36	7.045	50.484	36	5.693	1:09.672	36	4.200	1:14.441
36	4.888	58.063	36	6.230	51.435	26	8.414	52.499	26	6.983	1:09.593	26	6.025	1:14.976
39	5.557	58.732	39	6.728	51.264	39	9.139	52.080	39	7.381	1:09.266	39	6.766	1:15.319
40	5.826	59.001	40	8.008	52.275	40	10.147	51.808	40	8.305	1:09.182	40	7.762	1:15.391
37	7.158	1:00.333	37	11.172	54.107	37	14.228	52.725	37	8.813	1:05.609	37	8.362	1:15.483
50	8.522	1:01.697	50	12.055	53.626	88	14.710	52.293	88	9.643	1:05.957	88	8.829	1:15.120
88	9.086	1:02.261	88	12.086	53.093	50	15.818	53.432	50	10.257	1:05.463	50	9.465	1:15.142
23	9.136	1:02.311	23	12.855	53.812	23	16.515	53.329	23	10.571	1:05.080	23	9.791	1:15.154
45	9.707	1:02.882	45	13.607	53.993	45	17.132	53.194	45	11.453	1:05.345	45	10.575	1:15.056
65	10.306	1:03.481	65	15.592	55.379	52	20.309	53.829	52	12.581	1:03.296	52	11.599	1:14.952
52	10.462	1:03.637	52	16.149	55.780	65	21.113	55.190	65	13.739	1:03.650	65	12.066	1:14.261
69	10.979	1:04.154	69	17.098	56.212	69	23.191	55.762	69	15.074	1:02.907	69	12.876	1:13.736
61	11.850	1:05.025	61	18.722	56.965	61	25.793	56.740	61	17.113	1:02.344	61	14.173	1:12.994
77	15.294	1:08.469	77	24.068	58.867	77	33.107	58.708	77	21.786	59.703	77	14.752	1:08.900
75	16.225	1:09.400	75	25.053	58.921	75	33.925	58.541	75	22.834	59.933	75	15.337	1:08.437
19	24.904	1:18.079	19	29.487	54.676	19	34.754	54.936	19	23.670	59.940	19	17.032	1:09.296

Weather / Track : Cloudy / Dry

Brands Hatch Indy
Circuit Length = 1.2079 miles
Start: 15:24 End: 18:27

Britcar MSA British Endurance & Britcar Dunlop Production GTN Championships

RACE 6 - LAP CHART

Lap 6			Lap 7			Lap 8			Lap 9			Lap 10		
No	Behind	Laptime	No	Behind	Laptime	No	Behind	Laptime	No	Behind	Laptime	No	Behind	Laptime
21		1:11.056	21		48.614	21		47.890	21		51.758	38		50.271
38	1.014	1:11.091	38	2.251	49.851	38	4.273	49.912	38	1.916	49.401	48	0.261	49.680
48	1.232	1:10.836	48	2.985	50.367	48	5.102	50.007	48	2.768	49.424	36	0.750	49.419
36	1.287	1:08.143	36	3.511	50.838	36	5.447	49.826	36	3.518	49.829	26	1.642	49.385
26	2.198	1:07.229	26	4.105	50.521	26	6.296	50.081	26	4.444	49.906	39	3.787	50.052
39	2.466	1:06.756	39	4.763	50.911	39	7.455	50.582	39	5.922	50.225	40	5.527	50.567
40	2.958	1:06.252	40	5.603	51.259	40	8.348	50.635	40	7.147	50.557	37	11.483	52.123
37	3.918	1:06.612	37	7.602	52.298	37	11.532	51.820	37	11.547	51.773	88	11.970	52.114
88	4.663	1:06.890	88	8.047	51.998	88	12.112	51.955	88	12.043	51.689	50	14.543	52.212
50	5.331	1:06.922	50	9.224	52.507	50	13.996	52.662	50	14.518	52.280	52	15.399	52.400
23	5.803	1:07.068	23	9.632	52.443	45	14.750	52.466	45	15.043	52.051	45	16.017	53.161
45	6.369	1:06.850	45	10.174	52.419	52	15.114	52.052	52	15.186	51.830	23	16.274	51.832
52	7.255	1:06.712	52	10.952	52.311	23	16.684	54.942	23	16.629	51.703	65	23.682	53.840
65	8.051	1:07.041	65	13.615	54.178	65	19.932	54.207	65	22.029	53.855	19	27.766	53.354
69	8.901	1:07.081	69	15.536	55.249	69	22.654	55.008	19	26.599	53.243	69	30.297	55.698
61	10.125	1:07.008	61	18.383	56.872	19	25.114	53.108	69	26.786	55.890	61	35.757	56.353
77	12.609	1:08.913	19	19.896	55.099	61	26.858	56.365	61	31.591	56.491	77	40.027	56.564
75	13.381	1:09.100	77	22.074	58.079	77	30.947	56.763	77	35.650	56.461	75	44.447	58.065
19	13.411	1:07.435	75	23.369	58.602	75	32.714	57.235	75	38.569	57.613			

Weather / Track : Cloudy / Dry

Brands Hatch Indy
Circuit Length = 1.2079 miles
Start: 15:24 End: 18:27

Britcar MSA British Endurance & Britcar Dunlop Production GTN Championships

RACE 6 - LAP CHART

Lap 11			Lap 12			Lap 13			Lap 14			Lap 15		
No	Behind	Laptime	No	Behind	Laptime	No	Behind	Laptime	No	Behind	Laptime	No	Behind	Laptime
38		49.343	38		49.112	38		49.815	38		50.142	38		49.690
48	0.651	49.733	48	0.988	49.449	48	0.817	49.644	48	0.484	49.809	48	0.684	49.890
36	0.905	49.498	36	2.259	50.466	61	1 LAP	57.112	26	3.706	49.971	69	1 LAP	55.299
26	1.412	49.113	26	2.299	49.999	36	3.289	50.845	36	4.034	50.887	26	3.558	49.542
39	4.524	50.080	39	5.362	49.950	26	3.877	51.393	39	5.450	50.408	36	4.333	49.989
40	6.961	50.777	75	1 LAP	59.617	77	1 LAP	56.650	61	1 LAP	56.396	39	5.804	50.044
37	13.612	51.472	40	8.546	50.697	39	5.184	49.637	40	9.874	50.552	40	11.007	50.823
88	14.198	51.571	37	16.154	51.654	40	9.464	50.733	77	1 LAP	56.032	61	1 LAP	55.617
50	17.538	52.338	88	16.743	51.657	75	1 LAP	57.747	37	19.252	51.730	77	1 LAP	55.386
52	19.235	53.179	50	20.602	52.176	37	17.664	51.325	88	19.930	52.051	37	20.729	51.167
45	19.604	52.930	52	20.781	50.658	88	18.021	51.093	75	1 LAP	58.726	88	21.571	51.331
23	19.824	52.893	83	11 LAPS	11:30.826 P	52	22.222	51.256	52	23.391	51.311	52	24.872	51.171
65	27.869	53.530	23	22.803	52.091	50	23.474	52.687	50	25.364	52.032	50	28.442	52.768
19	31.704	53.281	45	23.207	52.715	23	25.350	52.362	23	26.269	51.061	23	28.668	52.089
69	36.380	55.426	65	32.576	53.819	45	25.731	52.339	45	27.307	51.718	45	29.355	51.738
61	42.937	56.523	19	36.186	53.594	83	11 LAPS	1:03.638	65	40.510	54.245	75	1 LAP	57.393
77	46.535	55.851	69	42.043	54.775	65	36.407	53.646	83	11 LAPS	56.101	65	45.216	54.396
						19	39.146	52.775	19	41.649	52.645	19	45.265	53.306
						69	47.438	55.210				83	11 LAPS	54.384

Weather / Track : Cloudy / Dry

Brands Hatch Indy
Circuit Length = 1.2079 miles
Start: 15:24 End: 18:27

Britcar MSA British Endurance & Britcar Dunlop Production GTN Championships

RACE 6 - LAP CHART

Lap 16			Lap 17			Lap 18			Lap 19			Lap 20		
No	Behind	Laptime	No	Behind	Laptime	No	Behind	Laptime	No	Behind	Laptime	No	Behind	Laptime
38		49.447	38		50.320	38		50.580	38		50.188	38		49.798
48	0.776	49.539	65	1 LAP	54.908	19	1 LAP	52.486	75	2 LAPS	57.426	26	1.999	49.564
26	3.853	49.742	83	12 LAPS	54.855	26	2.036	50.312	19	1 LAP	51.797	48	4.414	51.080
36	5.106	50.220	48	0.825	50.369	48	2.253	52.008	26	2.233	50.385	19	1 LAP	52.537
39	6.499	50.142	26	2.304	48.771	65	1 LAP	54.105	48	3.132	51.067	36	4.759	50.277
69	1 LAP	56.154	36	4.707	49.921	36	4.001	49.874	36	4.280	50.467	39	6.517	50.306
40	12.727	51.167	39	5.809	49.630	83	12 LAPS	54.421	39	6.009	50.929	83	12 LAPS	52.123
61	1 LAP	55.623	69	1 LAP	54.928	39	5.268	50.039	83	12 LAPS	53.200	75	2 LAPS	58.531
77	1 LAP	55.381	40	14.237	51.830	40	15.884	52.227	65	1 LAP	55.124	65	1 LAP	54.198
37	22.721	51.439	37	24.961	52.560	69	1 LAP	54.989	40	18.016	52.320	40	20.082	51.864
88	23.585	51.461	88	25.779	52.514	37	25.732	51.351	69	1 LAP	54.955	37	28.117	51.426
52	26.752	51.327	61	1 LAP	58.918	88	26.303	51.104	37	26.489	50.945	88	28.655	51.308
23	30.919	51.698	52	28.810	52.378	52	29.733	51.503	88	27.145	51.030	69	1 LAP	55.124
50	31.699	52.704	77	1 LAP	59.594	61	1 LAP	55.570	52	30.724	51.179	52	31.630	50.704
45	32.159	52.251	23	32.001	51.402	23	33.384	51.963	23	34.978	51.782	23	37.293	52.113
75	1 LAP	57.406	50	33.137	51.758	50	35.419	52.862	50	37.698	52.467	50	39.796	51.896
19	48.706	52.888	45	33.568	51.729	45	36.038	53.050	45	38.129	52.279	45	40.163	51.832
			75	1 LAP	57.527	77	1 LAP	56.865	61	1 LAP	56.883	61	1 LAP	55.121
									77	1 LAP	54.519	77	1 LAP	54.531

Weather / Track : Cloudy / Dry

Brands Hatch Indy
 Circuit Length = 1.2079 miles
 Start: 15:24 End: 18:27

Britcar MSA British Endurance & Britcar Dunlop Production GTN Championships

RACE 6 - LAP CHART

Lap 21			Lap 22			Lap 23			Lap 24			Lap 25		
No	Behind	Laptime	No	Behind	Laptime	No	Behind	Laptime	No	Behind	Laptime	No	Behind	Laptime
38		49.685	38		50.595	26		49.478	26		49.448	26		50.103
26	0.873	48.559	26	0.117	49.839	38	1.582	51.177	38	1.866	49.732	38	1.521	49.758
48	4.172	49.443	61	2 LAPS	55.634	48	3.603	50.349	48	3.664	49.509	69	2 LAPS	55.767
36	6.124	51.050	77	2 LAPS	55.626	61	2 LAPS	55.438	36	7.141	49.902	48	3.126	49.565
19	1 LAP	51.857	48	2.849	49.272	36	6.687	50.426	39	7.850	50.074	36	7.066	50.028
39	7.460	50.628	36	5.856	50.327	39	7.224	49.847	19	1 LAP	52.079	39	7.514	49.767
83	12 LAPS	52.954	39	6.972	50.107	77	2 LAPS	55.280	61	2 LAPS	55.009	19	1 LAP	51.162
65	1 LAP	54.182	19	1 LAP	51.562	19	1 LAP	50.895	77	2 LAPS	55.857	61	2 LAPS	54.694
75	2 LAPS	57.253	83	12 LAPS	53.556	83	12 LAPS	52.812	83	12 LAPS	53.116	77	2 LAPS	55.700
40	22.508	52.111	65	1 LAP	53.542	40	24.270	50.853	40	25.734	50.912	83	12 LAPS	52.559
37	29.577	51.145	40	23.012	51.099	65	1 LAP	53.527	65	1 LAP	53.548	40	26.636	51.005
88	30.152	51.182	75	2 LAPS	57.268	37	31.850	51.457	37	33.779	51.377	65	1 LAP	53.659
52	33.413	51.468	37	29.988	51.006	75	2 LAPS	57.184	88	34.295	51.251	37	35.021	51.345
69	1 LAP	55.864	88	30.548	50.991	88	32.492	51.539	52	36.470	51.668	88	35.486	51.294
23	39.138	51.530	52	33.343	50.525	52	34.250	50.502	75	2 LAPS	57.743	52	37.879	51.512
50	41.748	51.637	69	1 LAP	55.141	23	41.889	51.796	23	44.376	51.935	23	46.510	52.237
45	42.206	51.728	23	39.688	51.145	50	45.381	52.015	50	47.878	51.945	75	2 LAPS	57.352
			50	42.961	51.808	45	45.854	52.298	45	48.243	51.837	50	49.346	51.571
			45	43.151	51.540	69	1 LAP	56.091						

Weather / Track : Cloudy / Dry

Brands Hatch Indy
 Circuit Length = 1.2079 miles
 Start: 15:24 End: 18:27

Britcar MSA British Endurance & Britcar Dunlop Production GTN Championships

RACE 6 - LAP CHART

Lap 26			Lap 27			Lap 28			Lap 29			Lap 30		
No	Behind	Laptime	No	Behind	Laptime	No	Behind	Laptime	No	Behind	Laptime	No	Behind	Laptime
26		49.693	26		50.255	26		50.415	26		50.617	26		50.012
45	1 LAP	51.755	38	1.855	50.576	23	1 LAP	51.861	38	1.197	50.199	38	1.345	50.160
38	1.534	49.706	50	1 LAP	52.767	38	1.615	50.175	48	2.201	50.282	48	2.025	49.836
48	3.433	50.000	45	1 LAP	52.691	48	2.536	49.989	23	1 LAP	52.811	23	1 LAP	51.840
69	2 LAPS	55.052	48	2.962	49.784	50	1 LAP	52.244	50	1 LAP	51.706	50	1 LAP	51.427
36	7.845	50.472	75	3 LAPS	58.832	45	1 LAP	52.376	45	1 LAP	51.558	36	7.513	50.585
39	8.122	50.301	36	7.861	50.271	36	7.836	50.390	36	6.940	49.721	39	7.734	50.243
19	1 LAP	50.659	39	8.294	50.427	39	8.188	50.309	39	7.503	49.932	45	1 LAP	52.270
61	2 LAPS	54.928	69	2 LAPS	55.310	75	3 LAPS	57.779	19	1 LAP	51.779	19	1 LAP	51.019
77	2 LAPS	55.066	19	1 LAP	51.066	19	1 LAP	51.187	75	3 LAPS	58.061	69	2 LAPS	54.934
40	28.138	51.195	61	2 LAPS	54.846	69	2 LAPS	55.578	69	2 LAPS	55.192	75	3 LAPS	57.294
83	12 LAPS	52.780	40	28.695	50.812	40	29.406	51.126	40	29.927	51.138	40	31.428	51.513
65	1 LAP	53.583	77	2 LAPS	54.805	61	2 LAPS	55.044	61	2 LAPS	54.574	83	12 LAPS	53.209
37	36.491	51.163	83	12 LAPS	52.334	83	12 LAPS	53.664	83	12 LAPS	52.472	61	2 LAPS	55.878
88	37.217	51.424	37	37.973	51.737	77	2 LAPS	55.791	77	2 LAPS	54.806	37	42.406	51.952
52	39.177	50.991	88	38.661	51.699	37	39.583	52.025	37	40.466	51.500	88	43.825	51.644
23	49.013	52.196	52	40.325	51.403	88	41.284	53.038	88	42.193	51.526	52	44.668	51.862
			65	1 LAP	54.509	52	41.799	51.889	52	42.818	51.636	77	2 LAPS	56.870
						91	27 LAPS	25:11.657	91	27 LAPS	53.918	91	27 LAPS	50.772
						65	1 LAP	54.063	65	1 LAP	53.760			

Weather / Track : Cloudy / Dry

Brands Hatch Indy
 Circuit Length = 1.2079 miles
 Start: 15:24 End: 18:27

Britcar MSA British Endurance & Britcar Dunlop Production GTN Championships

RACE 6 - LAP CHART

Lap 31			Lap 32			Lap 33			Lap 34			Lap 35		
No	Behind	Laptime	No	Behind	Laptime	No	Behind	Laptime	No	Behind	Laptime	No	Behind	Laptime
26		50.038	26		50.121	26		52.167	26		50.128	26		51.088
65	2 LAPS	53.549	77	3 LAPS	55.335	61	3 LAPS	56.332	38	2.326	50.668	52	1 LAP	52.579
38	1.975	50.668	38	2.643	50.789	38	1.786	51.310	48	2.644	50.682	48	2.454	50.898
48	2.444	50.457	48	2.966	50.643	48	2.090	51.291	36	5.874	49.982	38	2.857	51.619
23	1 LAP	51.761	65	2 LAPS	53.766	77	3 LAPS	55.334	61	3 LAPS	55.574	36	4.451	49.665
36	7.906	50.431	23	1 LAP	51.932	65	2 LAPS	53.330	65	2 LAPS	54.290	75	4 LAPS	57.748
39	8.031	50.335	36	7.885	50.100	36	6.020	50.302	77	3 LAPS	56.180	61	3 LAPS	55.312
50	1 LAP	51.691	39	8.403	50.493	39	6.431	50.195	23	1 LAP	52.579	65	2 LAPS	53.732
45	1 LAP	52.133	50	1 LAP	52.186	23	1 LAP	53.364	50	1 LAP	51.859	23	1 LAP	53.371
19	1 LAP	50.970	45	1 LAP	51.603	50	1 LAP	51.792	45	1 LAP	51.998	45	1 LAP	53.414
69	2 LAPS	54.495	19	1 LAP	51.505	45	1 LAP	51.459	39	15.803	59.500	77	3 LAPS	55.803
40	33.021	51.631	40	34.725	51.825	19	1 LAP	50.840	19	1 LAP	50.981	39	15.237	50.522
75	3 LAPS	57.064	69	2 LAPS	55.316	40	33.880	51.322	40	35.155	51.403	50	1 LAP	54.757
83	12 LAPS	52.410	75	3 LAPS	57.421	69	2 LAPS	54.995	69	2 LAPS	54.894	19	1 LAP	51.447
37	44.720	52.352	83	12 LAPS	52.542	83	12 LAPS	52.935	91	27 LAPS	49.082	40	35.814	51.747
88	45.884	52.097	37	46.549	51.950	91	27 LAPS	51.306	83	12 LAPS	53.752	91	27 LAPS	49.024
52	46.574	51.944	88	47.233	51.470	37	47.447	53.065	88	49.007	51.379	69	2 LAPS	55.253
91	27 LAPS	50.606	91	27 LAPS	50.794	88	47.756	52.690	37	50.287	52.968	88	49.328	51.409
61	2 LAPS	56.133	52	49.237	52.784	75	3 LAPS	57.149						
						52	48.854	51.784						

Weather / Track : Cloudy / Dry

Brands Hatch Indy
 Circuit Length = 1.2079 miles
 Start: 15:24 End: 18:27

Britcar MSA British Endurance & Britcar Dunlop Production GTN Championships

RACE 6 - LAP CHART

Lap 36			Lap 37			Lap 38			Lap 39			Lap 40		
No	Behind	Laptime	No	Behind	Laptime	No	Behind	Laptime	No	Behind	Laptime	No	Behind	Laptime
26		50.238	26		50.515	26		51.378	26		1:07.648	26		1:17.857
83	13 LAPS	53.397	88	1 LAP	51.721	88	1 LAP	51.787	88	1 LAP	1:07.875	88	1 LAP	1:17.657
37	1 LAP	51.987	83	13 LAPS	53.339	48	5.116	52.001	48	1.773	1:04.305	48	1.273	1:17.357
52	1 LAP	51.905	37	1 LAP	53.500	83	13 LAPS	54.942	83	13 LAPS	1:03.943	83	13 LAPS	1:17.172
48	2.125	49.909	48	4.493	52.883	37	1 LAP	54.579	37	1 LAP	1:03.687	37	1 LAP	1:17.212
38	3.521	50.902	52	1 LAP	53.450	52	1 LAP	54.677	52	1 LAP	1:03.467	52	1 LAP	1:17.114
36	3.965	49.752	69	3 LAPS	57.016	36	10.079	56.025	36	5.030	1:02.599	36	9.634	1:22.461
75	4 LAPS	57.148	38	4.972	51.966	38	10.496	56.902	38	6.130	1:03.282	38	9.749	1:21.476
61	3 LAPS	55.404	36	5.432	51.982	69	3 LAPS	57.959	69	3 LAPS	1:03.497	69	3 LAPS	1:20.802
65	2 LAPS	53.829	75	4 LAPS	57.340	39	19.085	51.024	39	8.266	56.829	39	11.046	1:20.637
23	1 LAP	52.614	39	19.439	53.590	75	4 LAPS	57.151	75	4 LAPS	57.456	75	4 LAPS	1:15.517
39	16.364	51.365	23	1 LAP	53.929	23	1 LAP	56.287	23	1 LAP	57.347	23	1 LAP	1:15.767
45	1 LAP	52.176	45	1 LAP	54.634	45	1 LAP	55.380	45	1 LAP	57.588	45	1 LAP	1:15.633
50	1 LAP	53.553	65	2 LAPS	55.925	50	1 LAP	55.434	50	1 LAP	57.733	50	1 LAP	1:15.935
19	1 LAP	51.477	50	1 LAP	53.270	65	2 LAPS	56.034	65	2 LAPS	57.871	65	2 LAPS	1:15.910
77	3 LAPS	56.601	19	1 LAP	52.011	19	1 LAP	55.683	19	1 LAP	57.577	19	1 LAP	1:16.677
40	37.056	51.480	77	3 LAPS	56.636	77	3 LAPS	56.825	77	3 LAPS	56.799	77	3 LAPS	1:12.015
91	27 LAPS	47.911	40	38.428	51.887	40	39.706	52.656	40	24.512	52.454	40	17.045	1:10.390
			91	27 LAPS	49.100	91	27 LAPS	51.977	91	27 LAPS	52.721	91	27 LAPS	1:10.892

Weather / Track : Cloudy / Dry

Brands Hatch Indy
Circuit Length = 1.2079 miles
Start: 15:24 End: 18:27

Britcar MSA British Endurance & Britcar Dunlop Production GTN Championships

RACE 6 - LAP CHART

Lap 41			Lap 42			Lap 43			Lap 44			Lap 45		
No	Behind	Laptime	No	Behind	Laptime	No	Behind	Laptime	No	Behind	Laptime	No	Behind	Laptime
26		1:16.682	26		50.551	26		49.899	26		49.673	26		49.902
88	1 LAP	1:17.730	48	1.815	50.456	48	1.903	49.987	48	2.271	50.041	48	2.172	49.803
48	1.910	1:17.319	88	1 LAP	52.150	88	1 LAP	51.485	88	1 LAP	51.000	88	1 LAP	51.504
83	13 LAPS	1:18.503	37	1 LAP	52.956	37	1 LAP	52.153	37	1 LAP	52.073	37	1 LAP	52.503
37	1 LAP	1:18.148	38	7.435	53.367	38	8.887	51.351	38	11.380	52.166	38	13.909	52.431
52	1 LAP	1:17.956	52	1 LAP	53.677	39	9.486	51.330	39	11.487	51.674	39	13.941	52.356
38	4.619	1:11.552	39	8.055	52.548	36	9.887	51.325	36	11.894	51.680	36	14.255	52.263
36	4.893	1:11.941	36	8.461	54.119	52	1 LAP	52.210	52	1 LAP	52.528	91	27 LAPS	51.556
69	3 LAPS	1:12.392	83	13 LAPS	57.315	45	1 LAP	51.859	91	27 LAPS	48.972	52	1 LAP	52.721
39	6.058	1:11.694	45	1 LAP	53.342	91	27 LAPS	50.595	45	1 LAP	51.842	45	1 LAP	51.594
23	1 LAP	1:12.259	69	3 LAPS	56.907	83	13 LAPS	53.266	19	1 LAP	50.665	19	1 LAP	50.473
75	4 LAPS	1:12.717	23	1 LAP	55.371	19	1 LAP	52.778	83	13 LAPS	52.452	83	13 LAPS	53.272
45	1 LAP	1:11.920	19	1 LAP	54.587	23	1 LAP	53.176	23	1 LAP	53.537	23	1 LAP	53.617
50	1 LAP	1:11.306	50	1 LAP	55.079	65	2 LAPS	53.940	50	1 LAP	52.256	40	24.040	51.989
65	2 LAPS	1:10.819	91	27 LAPS	53.843	50	1 LAP	56.086	65	2 LAPS	53.717	50	1 LAP	53.577
19	1 LAP	1:09.791	65	2 LAPS	55.696	40	18.870	54.894	40	21.953	52.756	65	2 LAPS	54.413
77	3 LAPS	1:09.908	40	13.875	54.933	69	3 LAPS	56.623	69	3 LAPS	54.971	69	3 LAPS	54.678
40	9.493	1:09.130	77	3 LAPS	57.286	77	3 LAPS	54.671	77	3 LAPS	54.463	77	3 LAPS	54.812
91	27 LAPS	1:08.090	75	4 LAPS	59.536	75	4 LAPS	56.973	75	4 LAPS	57.012	75	4 LAPS	57.995

Weather / Track : Cloudy / Dry

Brands Hatch Indy
 Circuit Length = 1.2079 miles
 Start: 15:24 End: 18:27

Britcar MSA British Endurance & Britcar Dunlop Production GTN Championships

RACE 6 - LAP CHART

Lap 46			Lap 47			Lap 48			Lap 49			Lap 50		
No	Behind	Laptime	No	Behind	Laptime	No	Behind	Laptime	No	Behind	Laptime	No	Behind	Laptime
26		49.767	26		50.155	26		50.464	26		50.332	26		50.452
48	2.017	49.612	48	1.557	49.695	48	0.655	49.562	48	0.670	50.347	48	0.649	50.431
88	1 LAP	51.352	88	1 LAP	51.232	75	5 LAPS	58.113	75	5 LAPS	57.328	91	27 LAPS	49.015
38	15.982	51.840	38	16.466	50.639	88	1 LAP	51.492	91	27 LAPS	47.801	37	4 LAPS	1:02.383
39	16.709	52.535	91	27 LAPS	49.340	91	27 LAPS	48.962	88	1 LAP	51.586	88	1 LAP	52.004
36	17.230	52.742	39	17.590	51.036	38	17.047	51.045	38	17.113	50.398	38	17.231	50.570
91	27 LAPS	52.637	36	17.811	50.736	39	17.400	50.274	39	17.374	50.306	39	17.291	50.369
52	1 LAP	54.249	19	1 LAP	50.959	36	17.995	50.648	36	17.914	50.251	36	18.225	50.763
19	1 LAP	52.876	52	1 LAP	52.783	19	1 LAP	50.254	19	1 LAP	50.059	75	5 LAPS	58.203
45	1 LAP	53.776	45	1 LAP	52.557	52	1 LAP	52.226	45	1 LAP	52.470	19	1 LAP	50.446
83	13 LAPS	53.254	83	13 LAPS	53.228	45	1 LAP	52.163	52	1 LAP	53.573	45	1 LAP	51.717
40	26.299	52.026	40	27.253	51.109	40	29.632	52.843	40	30.678	51.378	52	1 LAP	51.897
23	1 LAP	53.803	23	1 LAP	53.249	83	13 LAPS	53.938	83	13 LAPS	53.558	40	31.342	51.116
50	1 LAP	52.474	50	1 LAP	52.811	23	1 LAP	53.286	23	1 LAP	53.649	83	13 LAPS	53.440
65	2 LAPS	53.691	65	2 LAPS	53.519	50	1 LAP	53.406	50	1 LAP	53.504	50	1 LAP	52.632
69	3 LAPS	54.452	69	3 LAPS	54.503	65	2 LAPS	54.085	65	2 LAPS	53.732	23	1 LAP	53.736
77	3 LAPS	54.492	77	3 LAPS	54.436	69	3 LAPS	54.432	69	3 LAPS	54.806	65	2 LAPS	53.702
75	4 LAPS	57.241				77	3 LAPS	54.769	77	3 LAPS	54.302			
						37	3 LAPS	3:06.481 P						

Weather / Track : Cloudy / Dry

Brands Hatch Indy
Circuit Length = 1.2079 miles
Start: 15:24 End: 18:27

Britcar MSA British Endurance & Britcar Dunlop Production GTN Championships

RACE 6 - LAP CHART

Lap 51			Lap 52			Lap 53			Lap 54			Lap 55		
No	Behind	Laptime	No	Behind	Laptime	No	Behind	Laptime	No	Behind	Laptime	No	Behind	Laptime
26		50.484	26		50.715	26		50.066	26		51.238	26		1:13.361
69	4 LAPS	54.950	48	0.887	50.850	65	3 LAPS	53.832	48	1.075	51.662	48	1.004	1:13.290
48	0.752	50.587	69	4 LAPS	54.779	48	0.651	49.830	65	3 LAPS	54.064	65	3 LAPS	1:11.976
77	4 LAPS	56.041	91	27 LAPS	47.950	91	27 LAPS	48.255	91	27 LAPS	50.468	91	27 LAPS	1:12.373
91	27 LAPS	48.161	77	4 LAPS	54.760	69	4 LAPS	54.905	37	4 LAPS	50.844	37	4 LAPS	1:04.049
37	4 LAPS	52.353	37	4 LAPS	50.515	77	4 LAPS	55.017	69	4 LAPS	56.998	69	4 LAPS	1:03.436
88	1 LAP	51.485	88	1 LAP	52.370	37	4 LAPS	50.454	77	4 LAPS	55.324	77	4 LAPS	1:03.457
38	16.987	50.240	38	17.051	50.779	38	17.773	50.788	38	20.216	53.681	38	7.669	1:00.814
39	17.222	50.415	39	17.198	50.691	39	17.898	50.766	39	20.574	53.914	39	8.329	1:01.116
36	18.187	50.446	36	17.631	50.159	36	18.418	50.853	36	23.037	55.857	36	11.496	1:01.820
19	1 LAP	50.435	45	1 LAP	52.029	88	1 LAP	53.148	88	1 LAP	54.831	88	1 LAP	1:02.179
75	5 LAPS	58.366	52	1 LAP	53.128	45	1 LAP	52.391	45	1 LAP	52.693	45	1 LAP	52.974
45	1 LAP	51.759	40	34.194	52.241	52	1 LAP	51.688	52	1 LAP	55.570	52	1 LAP	56.353
52	1 LAP	51.566	75	5 LAPS	58.628	40	36.226	52.098	40	40.997	56.009	40	23.073	55.437
40	32.668	51.810	83	13 LAPS	54.237	75	5 LAPS	57.646	75	5 LAPS	57.263	75	5 LAPS	57.232
83	13 LAPS	53.751	50	1 LAP	53.668	50	1 LAP	53.533	50	1 LAP	55.030	50	1 LAP	55.379
50	1 LAP	52.114	23	1 LAP	53.768	83	13 LAPS	54.987	83	13 LAPS	56.412	83	13 LAPS	54.046
23	1 LAP	53.276				23	1 LAP	54.210	23	1 LAP	55.680	23	1 LAP	54.740
65	2 LAPS	53.929												

Weather / Track : Cloudy / Dry

Brands Hatch Indy
Circuit Length = 1.2079 miles
Start: 15:24 End: 18:27

Britcar MSA British Endurance & Britcar Dunlop Production GTN Championships

RACE 6 - LAP CHART

Lap 56			Lap 57			Lap 58			Lap 59			Lap 60		
No	Behind	Laptime	No	Behind	Laptime	No	Behind	Laptime	No	Behind	Laptime	No	Behind	Laptime
26		1:17.128	26		1:14.038	26		51.135	26		50.445	26		50.189
48	0.066	1:16.190	48	0.923	1:14.895	48	0.130	50.342	91	27 LAPS	50.575	91	27 LAPS	50.161
65	3 LAPS	1:16.256	65	3 LAPS	1:15.127	91	27 LAPS	49.445	48	1.022	51.337	48	0.865	50.032
91	27 LAPS	1:16.326	91	27 LAPS	1:14.187	37	4 LAPS	50.773	37	4 LAPS	49.769	37	4 LAPS	49.878
37	4 LAPS	1:15.835	37	4 LAPS	1:13.883	38	3.475	51.410	38	3.691	50.661	38	3.873	50.371
19	5 LAPS	4:44.920	69	4 LAPS	1:13.832	39	3.982	51.743	39	3.844	50.307	39	4.249	50.594
69	4 LAPS	1:14.945	38	3.200	1:11.999	36	4.928	52.498	36	4.747	50.264	36	4.456	49.898
38	5.239	1:14.698	39	3.374	1:11.707	65	3 LAPS	54.853	88	1 LAP	51.441	88	1 LAP	51.286
39	5.705	1:14.504	36	3.565	1:09.844	88	1 LAP	52.522	65	3 LAPS	53.956	52	1 LAP	52.296
36	7.759	1:13.391	88	1 LAP	1:09.860	52	1 LAP	53.367	52	1 LAP	52.081	40	12.807	52.382
88	1 LAP	1:13.286	52	1 LAP	1:09.400	40	8.899	54.143	40	10.614	52.160	45	1 LAP	52.332
45	1 LAP	1:12.445	45	1 LAP	1:10.337	45	1 LAP	54.497	45	1 LAP	52.999	65	3 LAPS	55.096
52	1 LAP	1:05.773	40	5.891	1:08.666	69	4 LAPS	57.271	50	1 LAP	54.074	50	1 LAP	52.188
40	11.263	1:05.318	75	5 LAPS	1:09.063	50	1 LAP	53.562	69	4 LAPS	55.327	69	4 LAPS	54.863
75	5 LAPS	57.492	50	1 LAP	1:08.502	23	1 LAP	55.111	23	1 LAP	54.277	23	1 LAP	54.508
50	1 LAP	57.725	23	1 LAP	1:08.194	75	5 LAPS	58.655	75	5 LAPS	57.805	75	5 LAPS	57.558
23	1 LAP	55.326	77	5 LAPS	2:56.432 P	77	5 LAPS	1:01.833	83	14 LAPS	54.048	19	8 LAPS	4:15.958 P
			83	14 LAPS	2:33.496 P	83	14 LAPS	59.395	77	5 LAPS	57.952			

Weather / Track : Cloudy / Dry

Brands Hatch Indy
Circuit Length = 1.2079 miles
Start: 15:24 End: 18:27

Britcar MSA British Endurance & Britcar Dunlop Production GTN Championships

RACE 6 - LAP CHART

Lap 61			Lap 62			Lap 63			Lap 64			Lap 65		
No	Behind	Laptime	No	Behind	Laptime	No	Behind	Laptime	No	Behind	Laptime	No	Behind	Laptime
26		50.040	26		49.656	26		50.347	26		50.170	26		50.167
91	27 LAPS	50.026	91	27 LAPS	49.682	91	27 LAPS	50.230	91	27 LAPS	50.351	37	4 LAPS	49.576
37	4 LAPS	49.740	37	4 LAPS	49.654	37	4 LAPS	50.268	37	4 LAPS	50.376	48	1.273	49.709
83	15 LAPS	52.848	48	1.765	50.060	48	1.579	50.161	48	1.731	50.322	38	8.371	51.359
48	1.361	50.536	83	15 LAPS	52.795	83	15 LAPS	51.600	75	6 LAPS	59.107	83	15 LAPS	52.054
38	5.298	51.465	38	6.219	50.577	38	6.419	50.547	38	15 LAPS	51.633	39	8.531	51.088
39	5.362	51.153	39	6.405	50.699	39	6.601	50.543	83	7.179	50.930	36	8.969	51.324
36	5.856	51.440	36	7.106	50.906	36	7.129	50.370	39	7.610	51.179	75	6 LAPS	57.902
77	6 LAPS	57.353	88	1 LAP	51.682	88	1 LAP	51.419	36	7.812	50.853	88	1 LAP	51.823
88	1 LAP	51.155	77	6 LAPS	58.034	40	17.510	51.508	88	1 LAP	51.983	52	1 LAP	52.561
52	1 LAP	51.916	40	16.349	51.652	52	1 LAP	53.813	40	18.551	51.211	45	1 LAP	52.488
40	14.353	51.586	52	1 LAP	52.637	45	1 LAP	52.822	52	1 LAP	52.576	50	1 LAP	52.365
45	1 LAP	51.963	45	1 LAP	51.838	77	6 LAPS	57.382	45	1 LAP	52.854	65	3 LAPS	53.820
50	1 LAP	52.532	50	1 LAP	52.136	50	1 LAP	52.467	50	1 LAP	52.837	77	6 LAPS	57.324
65	3 LAPS	54.438	65	3 LAPS	53.692	65	3 LAPS	53.438	77	6 LAPS	56.790	23	1 LAP	53.713
69	4 LAPS	54.719	69	4 LAPS	55.232	69	4 LAPS	55.499	65	3 LAPS	53.732	69	4 LAPS	55.253
23	1 LAP	54.139	23	1 LAP	54.553	23	1 LAP	55.800	23	1 LAP	54.408	91	26 LAPS	48.849
75	5 LAPS	57.852	75	5 LAPS	58.080	19	8 LAPS	50.120	69	4 LAPS	54.952	37	3 LAPS	49.752
19	8 LAPS	1:02.175	19	8 LAPS	51.826				19	8 LAPS	49.562			
									91	26 LAPS	49.511			

Weather / Track : Cloudy / Dry

Brands Hatch Indy
Circuit Length = 1.2079 miles
Start: 15:24 End: 18:27

Britcar MSA British Endurance & Britcar Dunlop Production GTN Championships

RACE 6 - LAP CHART

Lap 66			Lap 67			Lap 68			Lap 69			Lap 70		
No	Behind	Laptime	No	Behind	Laptime	No	Behind	Laptime	No	Behind	Laptime	No	Behind	Laptime
26		52.037	26		50.272	26		51.169	26		51.684	26		50.758
48	1.253	52.017	48	0.821	49.840	48	0.499	50.847	23	2 LAPS	55.954	40	3 LAPS	52.521
38	6.686	50.352	38	6.911	50.497	69	5 LAPS	55.924	38	5.428	50.833	38	5.413	50.743
39	6.908	50.414	39	7.134	50.498	38	6.279	50.537	36	5.569	50.655	77	7 LAPS	56.475
36	7.478	50.546	36	7.600	50.394	36	6.598	50.167	69	5 LAPS	55.341	23	2 LAPS	54.482
83	15 LAPS	52.650	83	15 LAPS	51.198	83	15 LAPS	51.715	83	15 LAPS	51.605	36	5.590	50.779
88	1 LAP	51.887	88	1 LAP	51.666	88	1 LAP	51.864	88	1 LAP	51.928	65	6 LAPS	2:58.839 P
75	6 LAPS	58.023	75	6 LAPS	57.803	52	1 LAP	52.822	45	3 LAPS	2:35.723 P	69	5 LAPS	55.207
52	1 LAP	52.689	52	1 LAP	52.880	75	6 LAPS	57.567	52	1 LAP	52.920	83	15 LAPS	51.481
45	1 LAP	52.461	50	1 LAP	53.195	50	1 LAP	52.557	50	1 LAP	52.713	39	2 LAPS	2:43.294 P
50	1 LAP	52.451	91	26 LAPS	49.404	91	26 LAPS	48.306	91	26 LAPS	48.387	88	1 LAP	51.488
65	3 LAPS	53.925	40	2 LAPS	2:58.612 P	37	3 LAPS	49.522	75	6 LAPS	57.707	52	1 LAP	53.970
77	6 LAPS	55.955	77	6 LAPS	56.697	40	2 LAPS	57.689	37	3 LAPS	49.656	45	3 LAPS	57.558
23	1 LAP	54.343	37	3 LAPS	49.421	77	6 LAPS	56.351				50	1 LAP	52.684
91	26 LAPS	48.315	23	1 LAP	54.366							91	26 LAPS	48.624
37	3 LAPS	49.614										37	3 LAPS	49.600
69	4 LAPS	55.951												

Weather / Track : Cloudy / Dry

Brands Hatch Indy
Circuit Length = 1.2079 miles
Start: 15:24 End: 18:27

Britcar MSA British Endurance & Britcar Dunlop Production GTN Championships

RACE 6 - LAP CHART

Lap 71			Lap 72			Lap 73			Lap 74			Lap 75		
No	Behind	Laptime	No	Behind	Laptime	No	Behind	Laptime	No	Behind	Laptime	No	Behind	Laptime
26		50.657	26		50.670	26		50.989	26		52.086	38		51.139
40	3 LAPS	51.346	40	3 LAPS	51.072	40	3 LAPS	50.855	40	3 LAPS	51.532	36	0.725	51.387
38	5.411	50.655	48	3 LAPS	3:29.217 P	38	5.850	50.775	38	4.791	51.027	26	2.660	58.590
36	5.510	50.577	38	6.064	51.323	36	6.119	50.894	36	5.268	51.235	75	9 LAPS	57.580
23	2 LAPS	54.841	36	6.214	51.374	48	3 LAPS	58.341	75	9 LAPS	1:05.594	48	3 LAPS	52.978
77	7 LAPS	56.266	23	2 LAPS	54.857	83	15 LAPS	54.249	48	3 LAPS	54.365	83	15 LAPS	51.726
83	15 LAPS	51.947	83	15 LAPS	52.604	23	2 LAPS	55.068	83	15 LAPS	51.826	23	2 LAPS	54.073
69	5 LAPS	55.280	77	7 LAPS	56.281	77	7 LAPS	55.820	23	2 LAPS	53.914	88	1 LAP	51.912
88	1 LAP	52.265	69	5 LAPS	55.122	88	1 LAP	52.655	88	1 LAP	52.574	91	26 LAPS	49.695
65	6 LAPS	1:03.052	88	1 LAP	51.834	69	5 LAPS	56.278	77	7 LAPS	56.822	77	7 LAPS	56.667
39	2 LAPS	1:04.504	65	6 LAPS	55.356	65	6 LAPS	54.037	69	5 LAPS	55.248	69	5 LAPS	55.686
91	26 LAPS	50.914	91	26 LAPS	49.043	91	26 LAPS	48.327	91	26 LAPS	48.899	65	6 LAPS	53.605
52	1 LAP	52.933	39	2 LAPS	57.193	39	2 LAPS	53.700	65	6 LAPS	53.495	37	3 LAPS	49.976
45	3 LAPS	52.832	52	1 LAP	53.026	37	3 LAPS	51.265	37	3 LAPS	49.441	39	2 LAPS	50.861
50	1 LAP	52.931	45	3 LAPS	52.493	52	1 LAP	53.530	39	2 LAPS	51.813	45	3 LAPS	52.509
37	3 LAPS	49.609	50	1 LAP	52.510	45	3 LAPS	53.324	45	3 LAPS	51.853	52	1 LAP	52.363
			37	3 LAPS	49.794	50	1 LAP	53.394	52	1 LAP	53.174	50	1 LAP	52.600
			75	8 LAPS	2:40.474 P				50	1 LAP	52.741	40	2 LAPS	50.970
									40	2 LAPS	50.681			

Weather / Track : Cloudy / Dry

Brands Hatch Indy
 Circuit Length = 1.2079 miles
 Start: 15:24 End: 18:27

Britcar MSA British Endurance & Britcar Dunlop Production GTN Championships

RACE 6 - LAP CHART

Lap 76			Lap 77			Lap 78			Lap 79			Lap 80		
No	Behind	Laptime	No	Behind	Laptime	No	Behind	Laptime	No	Behind	Laptime	No	Behind	Laptime
38		50.647	38		50.611	38		51.303	38		56.739	38		1:11.837
36	0.331	50.253	36	0.319	50.599	36	3.848	54.832	36	4.319	57.210	36	1.379	1:08.897
83	15 LAPS	53.300	83	15 LAPS	51.820	83	15 LAPS	52.622	83	15 LAPS	53.280	83	15 LAPS	59.906
48	3 LAPS	55.291	91	26 LAPS	50.542	91	26 LAPS	54.940	91	26 LAPS	53.366	91	26 LAPS	55.128
75	9 LAPS	59.238	48	3 LAPS	54.945	48	3 LAPS	55.547	48	3 LAPS	54.276	48	3 LAPS	54.773
88	1 LAP	52.371	88	1 LAP	52.332	23	2 LAPS	53.915	23	2 LAPS	54.115	23	2 LAPS	54.405
91	26 LAPS	49.742	23	2 LAPS	54.437	37	3 LAPS	1:04.452	26	3 LAPS	4:04.018 P	88	3 LAPS	2:47.605 P
23	2 LAPS	54.196	75	9 LAPS	1:00.033	75	9 LAPS	1:07.387	37	3 LAPS	1:18.156	26	3 LAPS	1:02.893
37	3 LAPS	51.515	37	3 LAPS	49.510	39	2 LAPS	1:02.186	75	9 LAPS	1:18.268	52	3 LAPS	3:11.349 P
69	5 LAPS	56.356	39	2 LAPS	50.968	65	6 LAPS	59.232	39	2 LAPS	1:18.192	37	3 LAPS	1:16.208
39	2 LAPS	50.436	65	6 LAPS	54.860	45	3 LAPS	57.904	65	6 LAPS	1:17.752	75	9 LAPS	1:16.306
65	6 LAPS	56.355	69	5 LAPS	56.344	50	1 LAP	56.727	45	3 LAPS	1:16.947	39	2 LAPS	1:16.461
45	3 LAPS	52.792	45	3 LAPS	52.204	40	2 LAPS	55.820	50	1 LAP	1:16.752	65	6 LAPS	1:16.942
52	1 LAP	52.474	52	1 LAP	53.230				40	2 LAPS	1:14.148	45	3 LAPS	1:17.491
50	1 LAP	52.423	50	1 LAP	53.244							50	1 LAP	1:17.453
40	2 LAPS	50.658	40	2 LAPS	51.205							40	2 LAPS	1:18.169

Weather / Track : Cloudy / Dry

Brands Hatch Indy
 Circuit Length = 1.2079 miles
 Start: 15:24 End: 18:27

Britcar MSA British Endurance & Britcar Dunlop Production GTN Championships

RACE 6 - LAP CHART

Lap 81			Lap 82			Lap 83			Lap 84			Lap 85		
No	Behind	Laptime	No	Behind	Laptime	No	Behind	Laptime	No	Behind	Laptime	No	Behind	Laptime
38		1:17.719	38		1:14.709	38		1:09.176	38		53.370	38		51.685
36	0.905	1:17.245	36	0.949	1:14.753	36	0.056	1:08.283	36	0.626	53.940	36	0.650	51.709
83	15 LAPS	1:16.988	83	15 LAPS	1:14.520	83	15 LAPS	1:07.553	40	3 LAPS	56.883	45	4 LAPS	53.485
91	26 LAPS	1:16.257	91	26 LAPS	1:14.530	91	26 LAPS	1:06.629	65	7 LAPS	58.592	40	3 LAPS	51.596
48	3 LAPS	1:15.453	48	3 LAPS	1:14.584	48	3 LAPS	1:06.461	50	2 LAPS	58.016	91	26 LAPS	50.759
23	2 LAPS	1:14.494	23	2 LAPS	1:14.411	23	2 LAPS	1:06.721	91	26 LAPS	56.808	50	2 LAPS	52.944
88	3 LAPS	1:12.548	88	3 LAPS	1:14.229	88	3 LAPS	1:06.229	83	15 LAPS	57.485	48	3 LAPS	52.734
26	3 LAPS	58.491	26	3 LAPS	1:11.790	26	3 LAPS	1:06.575	48	3 LAPS	56.826	26	3 LAPS	53.695
52	3 LAPS	59.636	52	3 LAPS	55.934	52	3 LAPS	56.438	88	3 LAPS	56.251	65	7 LAPS	55.405
69	8 LAPS	4:32.553 P	69	8 LAPS	1:09.477	69	8 LAPS	1:01.151	26	3 LAPS	54.875	83	15 LAPS	55.189
37	3 LAPS	1:15.251	37	3 LAPS	1:12.080	37	3 LAPS	50.105	23	2 LAPS	58.091	77	16 LAPS	9:50.557 P
75	9 LAPS	1:15.055	75	9 LAPS	1:14.144	39	2 LAPS	52.069	52	3 LAPS	55.341	23	2 LAPS	54.824
39	2 LAPS	1:14.842	39	2 LAPS	1:13.604	45	3 LAPS	53.660	75	10 LAPS	1:04.482	52	3 LAPS	54.998
65	6 LAPS	1:14.553	65	6 LAPS	1:13.028				37	3 LAPS	50.655	88	3 LAPS	57.364
45	3 LAPS	1:14.710	45	3 LAPS	1:11.935				39	2 LAPS	50.302	75	10 LAPS	57.887
50	1 LAP	1:14.896	50	1 LAP	1:11.334				69	8 LAPS	1:00.436	37	3 LAPS	50.080
40	2 LAPS	1:14.719	40	2 LAPS	1:10.170							39	2 LAPS	50.123

Weather / Track : Cloudy / Dry

Brands Hatch Indy
Circuit Length = 1.2079 miles
Start: 15:24 End: 18:27

Britcar MSA British Endurance & Britcar Dunlop Production GTN Championships

RACE 6 - LAP CHART

Lap 86			Lap 87			Lap 88			Lap 89			Lap 90		
No	Behind	Laptime	No	Behind	Laptime	No	Behind	Laptime	No	Behind	Laptime	No	Behind	Laptime
38		50.848	38		50.904	38		50.863	38		51.002	38		51.748
36	1.592	51.790	36	1.260	50.572	91	26 LAPS	49.412	91	26 LAPS	50.750	36	0.438	50.582
45	4 LAPS	52.867	91	26 LAPS	49.253	36	1.905	51.508	36	1.604	50.701	40	3 LAPS	51.206
91	26 LAPS	51.207	40	3 LAPS	51.303	40	3 LAPS	50.805	40	3 LAPS	50.702	45	4 LAPS	52.511
40	3 LAPS	52.052	45	4 LAPS	52.561	45	4 LAPS	52.614	45	4 LAPS	52.080	50	2 LAPS	52.305
69	9 LAPS	1:00.756	50	2 LAPS	52.887	50	2 LAPS	52.669	50	2 LAPS	52.514	48	3 LAPS	52.520
50	2 LAPS	52.575	48	3 LAPS	52.754	48	3 LAPS	52.938	48	3 LAPS	52.632	88	3 LAPS	51.514
48	3 LAPS	52.570	26	3 LAPS	52.945	26	3 LAPS	56.491	88	3 LAPS	52.006	83	15 LAPS	51.647
26	3 LAPS	52.572	83	15 LAPS	52.690	88	3 LAPS	51.743	83	15 LAPS	52.557	23	2 LAPS	54.107
83	15 LAPS	52.825	65	7 LAPS	54.868	83	15 LAPS	55.881	65	7 LAPS	55.394	52	3 LAPS	54.081
65	7 LAPS	54.680	88	3 LAPS	52.796	65	7 LAPS	54.361	23	2 LAPS	53.866	65	7 LAPS	56.442
23	2 LAPS	54.786	69	9 LAPS	1:01.328	23	2 LAPS	53.969	52	3 LAPS	53.933	37	3 LAPS	50.017
52	3 LAPS	54.358	23	2 LAPS	55.003	52	3 LAPS	54.005	69	9 LAPS	1:00.498	69	9 LAPS	59.080
88	3 LAPS	54.101	52	3 LAPS	55.017	69	9 LAPS	59.246	37	3 LAPS	49.754	39	2 LAPS	52.782
75	10 LAPS	57.708	75	10 LAPS	57.863	75	10 LAPS	57.775	75	10 LAPS	58.667	91	25 LAPS	50.053
77	16 LAPS	1:07.259	77	16 LAPS	58.103	19	31 LAPS	21:58.762 P	77	16 LAPS	55.927	19	31 LAPS	53.414
37	3 LAPS	49.638	37	3 LAPS	49.722	37	3 LAPS	50.236	39	2 LAPS	52.282	77	16 LAPS	58.407
39	2 LAPS	50.432	39	2 LAPS	50.363	77	16 LAPS	57.340	19	31 LAPS	1:01.096			
						39	2 LAPS	50.797	91	25 LAPS	49.592			

Weather / Track : Cloudy / Dry

Brands Hatch Indy
Circuit Length = 1.2079 miles
Start: 15:24 End: 18:27

Britcar MSA British Endurance & Britcar Dunlop Production GTN Championships

RACE 6 - LAP CHART

Lap 91			Lap 92			Lap 93			Lap 94			Lap 95		
No	Behind	Laptime	No	Behind	Laptime	No	Behind	Laptime	No	Behind	Laptime	No	Behind	Laptime
38		51.747	38		51.053	38		51.743	38		51.250	38		51.355
36	0.123	51.432	36	0.332	51.262	36	0.157	51.568	36	0.173	51.266	36	0.109	51.291
75	11 LAPS	1:01.068	40	3 LAPS	53.375	40	3 LAPS	51.662	40	3 LAPS	51.008	40	3 LAPS	51.027
40	3 LAPS	50.849	77	17 LAPS	57.043	69	10 LAPS	58.347	69	10 LAPS	56.757	45	4 LAPS	53.045
45	4 LAPS	52.382	75	11 LAPS	58.023	77	17 LAPS	56.841	45	4 LAPS	52.220	69	10 LAPS	57.619
50	2 LAPS	52.517	45	4 LAPS	52.485	45	4 LAPS	52.349	77	17 LAPS	56.624	88	3 LAPS	51.919
48	3 LAPS	52.488	50	2 LAPS	52.521	75	11 LAPS	57.611	88	3 LAPS	51.709	48	3 LAPS	52.598
88	3 LAPS	50.897	48	3 LAPS	52.403	50	2 LAPS	52.380	50	2 LAPS	53.141	50	2 LAPS	55.003
83	15 LAPS	51.533	88	3 LAPS	51.205	48	3 LAPS	52.487	48	3 LAPS	53.060	77	17 LAPS	56.923
23	2 LAPS	53.727	83	15 LAPS	51.356	88	3 LAPS	51.715	83	15 LAPS	52.340	83	15 LAPS	53.511
52	3 LAPS	53.660	52	3 LAPS	52.868	83	15 LAPS	51.815	75	11 LAPS	58.960	75	11 LAPS	57.709
65	7 LAPS	54.568	23	2 LAPS	54.390	52	3 LAPS	53.297	37	3 LAPS	50.491	37	3 LAPS	50.245
37	3 LAPS	50.398	37	3 LAPS	50.436	37	3 LAPS	50.284	52	3 LAPS	53.634	52	3 LAPS	52.879
91	25 LAPS	50.024	65	7 LAPS	54.378	23	2 LAPS	54.422	23	2 LAPS	53.528	91	25 LAPS	49.627
39	2 LAPS	51.713	91	25 LAPS	48.656	65	7 LAPS	54.170	91	25 LAPS	49.602	23	2 LAPS	54.658
19	31 LAPS	51.400	39	2 LAPS	50.919	91	25 LAPS	48.461	65	7 LAPS	54.483	65	7 LAPS	54.661
69	9 LAPS	59.856	19	31 LAPS	49.979	39	2 LAPS	50.722	39	2 LAPS	50.522	39	2 LAPS	50.882
						19	31 LAPS	50.003	19	31 LAPS	49.945	19	31 LAPS	50.521

Weather / Track : Cloudy / Dry

Brands Hatch Indy
Circuit Length = 1.2079 miles
Start: 15:24 End: 18:27

Britcar MSA British Endurance & Britcar Dunlop Production GTN Championships

RACE 6 - LAP CHART

Lap 96			Lap 97			Lap 98			Lap 99			Lap 100		
No	Behind	Laptime	No	Behind	Laptime	No	Behind	Laptime	No	Behind	Laptime	No	Behind	Laptime
36		50.933	36		50.419	36		50.017	36		50.728	36		50.786
38	0.547	51.589	38	1.642	51.514	38	2.960	51.335	65	8 LAPS	54.248	38	3.982	51.476
40	3 LAPS	50.729	40	3 LAPS	50.864	40	3 LAPS	50.561	38	3.292	51.060	40	3 LAPS	52.373
45	4 LAPS	52.494	45	4 LAPS	52.417	45	4 LAPS	52.546	40	3 LAPS	50.747	75	12 LAPS	57.951
88	3 LAPS	50.907	88	3 LAPS	51.564	88	3 LAPS	50.960	88	3 LAPS	51.577	65	8 LAPS	54.389
48	3 LAPS	53.367	48	3 LAPS	52.689	48	3 LAPS	52.048	45	4 LAPS	52.757	88	3 LAPS	51.705
83	15 LAPS	53.446	83	15 LAPS	51.945	83	15 LAPS	52.165	48	3 LAPS	52.164	45	4 LAPS	51.974
50	2 LAPS	54.537	50	2 LAPS	53.449	50	2 LAPS	53.157	83	15 LAPS	52.225	48	3 LAPS	52.070
69	10 LAPS	58.820	37	3 LAPS	51.272	37	3 LAPS	50.117	37	3 LAPS	50.469	83	15 LAPS	52.079
77	17 LAPS	55.579	69	10 LAPS	57.288	91	25 LAPS	49.329	50	2 LAPS	53.288	37	3 LAPS	50.859
37	3 LAPS	51.170	77	17 LAPS	56.696	77	17 LAPS	55.278	91	25 LAPS	49.145	91	25 LAPS	49.610
75	11 LAPS	57.430	91	25 LAPS	49.958	69	10 LAPS	57.420	77	17 LAPS	56.313	50	2 LAPS	52.974
91	25 LAPS	50.034	52	3 LAPS	52.693	52	3 LAPS	52.927	69	10 LAPS	57.938	19	31 LAPS	50.588
52	3 LAPS	54.752	75	11 LAPS	58.001	19	31 LAPS	50.965	19	31 LAPS	51.071	77	17 LAPS	56.224
23	2 LAPS	53.525	19	31 LAPS	51.660	39	2 LAPS	52.635	52	3 LAPS	53.209	39	2 LAPS	51.355
19	31 LAPS	50.196	23	2 LAPS	53.842	23	2 LAPS	54.643	39	2 LAPS	50.265	52	3 LAPS	53.786
39	2 LAPS	52.144	39	2 LAPS	50.751	75	11 LAPS	57.732						
65	7 LAPS	54.234	65	7 LAPS	53.732									

Weather / Track : Cloudy / Dry

Brands Hatch Indy
Circuit Length = 1.2079 miles
Start: 15:24 End: 18:27

Britcar MSA British Endurance & Britcar Dunlop Production GTN Championships

RACE 6 - LAP CHART

Lap 101			Lap 102			Lap 103			Lap 104			Lap 105		
No	Behind	Laptime	No	Behind	Laptime	No	Behind	Laptime	No	Behind	Laptime	No	Behind	Laptime
36		50.951	36		51.221	36		50.896	36		50.613	36		50.774
69	11 LAPS	58.269	52	4 LAPS	54.109	52	4 LAPS	52.703	38	5.436	51.271	38	5.875	51.213
38	4.002	50.971	77	18 LAPS	57.006	38	4.778	51.304	52	4 LAPS	53.395	52	4 LAPS	52.590
40	3 LAPS	51.165	38	4.370	51.589	40	3 LAPS	52.074	40	3 LAPS	51.551	40	3 LAPS	51.125
65	8 LAPS	53.703	40	3 LAPS	51.023	77	18 LAPS	56.557	77	18 LAPS	55.569	77	18 LAPS	55.306
75	12 LAPS	57.309	69	11 LAPS	57.588	65	8 LAPS	54.673	65	8 LAPS	54.093	91	28 LAPS	3:12.157 P
88	3 LAPS	51.233	65	8 LAPS	53.314	69	11 LAPS	57.780	69	11 LAPS	58.093	65	8 LAPS	54.278
45	4 LAPS	51.852	75	12 LAPS	57.460	26	17 LAPS	12:46.019 P	88	3 LAPS	52.448	88	3 LAPS	52.594
48	3 LAPS	52.518	88	3 LAPS	51.655	88	3 LAPS	51.457	26	17 LAPS	1:01.116	45	4 LAPS	53.022
37	3 LAPS	50.739	45	4 LAPS	52.049	45	4 LAPS	51.897	45	4 LAPS	52.584	26	17 LAPS	53.856
91	25 LAPS	50.068	23	5 LAPS	3:02.249 P	75	12 LAPS	57.742	37	3 LAPS	51.207	69	11 LAPS	58.500
83	15 LAPS	53.887	37	3 LAPS	50.708	37	3 LAPS	52.428	75	12 LAPS	57.215	37	3 LAPS	50.669
50	2 LAPS	54.255	48	3 LAPS	53.481	23	5 LAPS	55.284	23	5 LAPS	52.003	50	5 LAPS	3:18.300 P
19	31 LAPS	50.669	83	15 LAPS	51.828	48	3 LAPS	52.737	83	15 LAPS	53.264	23	5 LAPS	52.762
39	2 LAPS	49.704	19	31 LAPS	49.822	83	15 LAPS	52.122	48	3 LAPS	54.172	83	15 LAPS	52.337
			39	2 LAPS	50.590	19	31 LAPS	50.088	19	31 LAPS	49.877	48	3 LAPS	52.658
						39	2 LAPS	50.269	39	2 LAPS	50.463	75	12 LAPS	58.395
												19	31 LAPS	50.233
												39	2 LAPS	50.578

Weather / Track : Cloudy / Dry

Brands Hatch Indy
 Circuit Length = 1.2079 miles
 Start: 15:24 End: 18:27

Britcar MSA British Endurance & Britcar Dunlop Production GTN Championships

RACE 6 - LAP CHART

Lap 106			Lap 107			Lap 108			Lap 109			Lap 110		
No	Behind	Laptime	No	Behind	Laptime	No	Behind	Laptime	No	Behind	Laptime	No	Behind	Laptime
36		50.684	36		50.504	36		50.781	36		51.867	36		52.872
38	6.267	51.076	38	6.708	50.945	75	13 LAPS	58.174	69	12 LAPS	57.749	69	12 LAPS	58.786
52	4 LAPS	52.212	52	4 LAPS	53.502	38	7.452	51.525	38	6.713	51.128	38	9.961	56.120
40	3 LAPS	51.532	40	3 LAPS	53.247	40	3 LAPS	51.662	75	13 LAPS	57.963	40	3 LAPS	1:08.706
77	18 LAPS	55.316	65	8 LAPS	54.036	52	4 LAPS	52.806	40	3 LAPS	52.224	52	4 LAPS	1:07.817
65	8 LAPS	54.405	77	18 LAPS	56.725	88	3 LAPS	52.286	52	4 LAPS	52.493	75	13 LAPS	1:12.416
88	3 LAPS	54.121	88	3 LAPS	51.435	91	28 LAPS	51.796	88	3 LAPS	52.139	88	3 LAPS	56.121
91	28 LAPS	1:00.806	91	28 LAPS	52.138	65	8 LAPS	54.920	91	28 LAPS	51.524	91	28 LAPS	56.736
45	4 LAPS	52.357	37	3 LAPS	50.707	37	3 LAPS	51.825	37	3 LAPS	51.035	37	3 LAPS	56.745
37	3 LAPS	50.728	45	4 LAPS	52.802	77	18 LAPS	56.868	65	8 LAPS	54.480	26	17 LAPS	1:07.919
26	17 LAPS	53.407	26	17 LAPS	51.739	26	17 LAPS	52.936	26	17 LAPS	52.233	45	4 LAPS	1:07.503
69	11 LAPS	56.453	23	5 LAPS	51.786	45	4 LAPS	53.772	45	4 LAPS	53.182	23	5 LAPS	1:07.510
23	5 LAPS	51.923	50	5 LAPS	51.533	23	5 LAPS	51.066	23	5 LAPS	51.756	50	5 LAPS	1:07.905
50	5 LAPS	55.328	83	15 LAPS	52.879	50	5 LAPS	50.862	50	5 LAPS	51.667	19	31 LAPS	1:04.061
83	15 LAPS	52.089	19	31 LAPS	52.745	19	31 LAPS	49.685	19	31 LAPS	52.164	83	15 LAPS	1:04.157
48	3 LAPS	52.014	48	3 LAPS	54.259	83	15 LAPS	51.697	83	15 LAPS	52.778	48	3 LAPS	1:01.719
19	31 LAPS	50.868	39	2 LAPS	51.205	48	3 LAPS	52.518	48	3 LAPS	53.469	39	2 LAPS	1:01.238
39	2 LAPS	50.748	69	11 LAPS	1:01.283	39	2 LAPS	51.138	39	2 LAPS	54.364			
75	12 LAPS	59.044												

Weather / Track : Cloudy / Dry

Brands Hatch Indy
Circuit Length = 1.2079 miles
Start: 15:24 End: 18:27

Britcar MSA British Endurance & Britcar Dunlop Production GTN Championships

RACE 6 - LAP CHART

Lap 111			Lap 112			Lap 113			Lap 114			Lap 115		
No	Behind	Laptime	No	Behind	Laptime	No	Behind	Laptime	No	Behind	Laptime	No	Behind	Laptime
36		1:05.361	36		58.479	36		1:23.573	36		1:12.340	36		54.277
69	12 LAPS	1:00.371	69	12 LAPS	1:01.845	69	12 LAPS	1:17.041	69	12 LAPS	1:13.801	38	0.610	52.171
38	7.049	1:02.449	38	12.715	1:04.145	38	1.941	1:12.799	38	2.716	1:13.115	75	14 LAPS	1:01.590
40	3 LAPS	1:22.286	40	3 LAPS	1:22.406	77	22 LAPS	4:38.885	77	22 LAPS	1:13.337	69	12 LAPS	59.542
52	4 LAPS	1:22.142	52	4 LAPS	1:22.580	37	5 LAPS	3:18.414 P	37	5 LAPS	1:01.748	77	22 LAPS	58.959
75	13 LAPS	1:21.658	75	13 LAPS	1:22.509	40	3 LAPS	1:19.553	40	3 LAPS	52.421	37	5 LAPS	53.618
88	3 LAPS	1:17.762	88	3 LAPS	1:22.537	52	4 LAPS	1:19.790	52	4 LAPS	52.857	40	3 LAPS	51.800
91	28 LAPS	1:17.762	91	28 LAPS	1:23.335	75	13 LAPS	1:21.077	91	28 LAPS	51.778	91	28 LAPS	50.295
26	17 LAPS	1:03.129	26	17 LAPS	1:23.412	88	3 LAPS	1:20.528	88	3 LAPS	53.560	52	4 LAPS	52.726
45	4 LAPS	1:03.092	45	4 LAPS	1:23.087	91	28 LAPS	1:19.197	26	17 LAPS	53.556	88	3 LAPS	52.271
23	5 LAPS	1:03.035	23	5 LAPS	1:22.542	26	17 LAPS	1:18.622	23	5 LAPS	53.650	23	5 LAPS	52.349
50	5 LAPS	1:03.130	50	5 LAPS	1:22.687	45	4 LAPS	1:18.435	50	5 LAPS	53.713	50	5 LAPS	52.154
19	31 LAPS	1:03.765	19	31 LAPS	1:22.469	23	5 LAPS	1:17.963	19	31 LAPS	53.309	26	17 LAPS	53.276
83	15 LAPS	1:04.147	83	15 LAPS	1:22.768	50	5 LAPS	1:17.469	45	4 LAPS	55.254	19	31 LAPS	52.465
48	3 LAPS	1:03.934	48	3 LAPS	1:23.161	19	31 LAPS	1:16.567	83	15 LAPS	54.401	45	4 LAPS	52.609
39	2 LAPS	1:04.039	39	2 LAPS	1:23.384	83	15 LAPS	1:15.478	48	3 LAPS	54.178	48	3 LAPS	52.243
						48	3 LAPS	1:14.772	39	2 LAPS	54.258	39	2 LAPS	52.011
						39	2 LAPS	1:13.924						

Weather / Track : Cloudy / Dry

Brands Hatch Indy
Circuit Length = 1.2079 miles
Start: 15:24 End: 18:27

Britcar MSA British Endurance & Britcar Dunlop Production GTN Championships

RACE 6 - LAP CHART

Lap 116			Lap 117			Lap 118			Lap 119			Lap 120		
No	Behind	Laptime	No	Behind	Laptime	No	Behind	Laptime	No	Behind	Laptime	No	Behind	Laptime
36		52.056	36		52.415	36		51.311	36		51.157	36		50.937
38	0.734	52.180	38	0.633	52.314	45	5 LAPS	52.372	39	3 LAPS	51.596	88	4 LAPS	52.369
83	16 LAPS	54.828	83	16 LAPS	52.157	39	3 LAPS	52.061	45	5 LAPS	52.738	39	3 LAPS	51.267
75	14 LAPS	58.233	37	5 LAPS	50.856	38	2.022	52.700	38	2.039	51.174	38	2.911	51.809
77	22 LAPS	57.088	75	14 LAPS	58.300	48	4 LAPS	53.669	48	4 LAPS	52.554	45	5 LAPS	52.221
69	12 LAPS	58.894	77	22 LAPS	56.123	83	16 LAPS	52.734	83	16 LAPS	52.120	48	4 LAPS	52.075
37	5 LAPS	51.434	69	12 LAPS	56.808	37	5 LAPS	50.609	37	5 LAPS	49.682	83	16 LAPS	52.385
91	28 LAPS	51.058	91	28 LAPS	51.084	77	22 LAPS	56.845	77	22 LAPS	55.970	37	5 LAPS	50.032
40	3 LAPS	52.511	40	3 LAPS	51.534	75	14 LAPS	58.947	75	14 LAPS	57.183	77	22 LAPS	56.609
52	4 LAPS	51.891	52	4 LAPS	51.821	69	12 LAPS	57.758	69	12 LAPS	56.940	75	14 LAPS	57.527
23	5 LAPS	51.579	23	5 LAPS	50.752	91	28 LAPS	49.864	91	28 LAPS	49.951	69	12 LAPS	56.672
26	17 LAPS	52.183	50	5 LAPS	50.766	40	3 LAPS	51.640	40	3 LAPS	51.294	91	28 LAPS	52.709
50	5 LAPS	52.570	26	17 LAPS	51.420	52	4 LAPS	51.951	23	5 LAPS	50.936	40	3 LAPS	51.164
19	31 LAPS	52.358	19	31 LAPS	51.201	23	5 LAPS	50.659	50	5 LAPS	51.003	23	5 LAPS	50.635
88	3 LAPS	54.254	88	3 LAPS	52.474	50	5 LAPS	49.919	26	17 LAPS	51.129	50	5 LAPS	50.631
45	4 LAPS	52.417				26	17 LAPS	50.667	19	31 LAPS	51.102	26	17 LAPS	50.597
48	3 LAPS	52.517				19	31 LAPS	50.643	52	4 LAPS	53.312	19	31 LAPS	51.010
39	2 LAPS	52.519				88	3 LAPS	51.535				52	4 LAPS	52.963

Weather / Track : Cloudy / Dry

Brands Hatch Indy
Circuit Length = 1.2079 miles
Start: 15:24 End: 18:27

Britcar MSA British Endurance & Britcar Dunlop Production GTN Championships

RACE 6 - LAP CHART

Lap 121			Lap 122			Lap 123			Lap 124			Lap 125		
No	Behind	Laptime	No	Behind	Laptime	No	Behind	Laptime	No	Behind	Laptime	No	Behind	Laptime
36		51.154	36		51.272	36		50.530	36		50.567	36		50.544
39	3 LAPS	52.758	52	5 LAPS	52.931	75	15 LAPS	58.980	77	23 LAPS	58.468	39	3 LAPS	50.977
88	4 LAPS	53.822	39	3 LAPS	50.974	69	13 LAPS	59.461	39	3 LAPS	51.552	50	6 LAPS	59.365
38	3.868	52.111	88	4 LAPS	52.526	39	3 LAPS	50.585	52	5 LAPS	53.061	77	23 LAPS	55.869
45	5 LAPS	52.815	45	5 LAPS	52.151	52	5 LAPS	52.266	75	15 LAPS	58.476	52	5 LAPS	52.034
48	4 LAPS	52.364	38	5.982	53.386	88	4 LAPS	51.778	88	4 LAPS	52.580	88	4 LAPS	51.340
83	16 LAPS	51.907	48	4 LAPS	52.013	45	5 LAPS	51.893	38	9.011	51.600	38	9.689	51.222
37	5 LAPS	49.560	83	16 LAPS	52.217	38	7.978	52.526	45	5 LAPS	52.657	37	5 LAPS	51.919
77	22 LAPS	56.085	37	5 LAPS	49.932	48	4 LAPS	53.009	37	5 LAPS	50.602	45	5 LAPS	52.917
91	28 LAPS	52.068	91	28 LAPS	50.563	37	5 LAPS	51.127	69	13 LAPS	59.120	48	4 LAPS	53.190
75	14 LAPS	57.611	77	22 LAPS	57.334	83	16 LAPS	53.507	48	4 LAPS	52.084	83	16 LAPS	52.612
69	12 LAPS	57.648	23	5 LAPS	52.086	91	28 LAPS	49.504	83	16 LAPS	52.568	75	15 LAPS	59.260
40	3 LAPS	51.047	50	5 LAPS	52.080	23	5 LAPS	51.062	91	28 LAPS	50.214	69	13 LAPS	58.712
23	5 LAPS	50.750	40	3 LAPS	53.765	50	5 LAPS	50.947	23	5 LAPS	51.391	91	28 LAPS	50.969
50	5 LAPS	50.603	26	17 LAPS	51.901	40	3 LAPS	51.630	26	17 LAPS	50.880	26	17 LAPS	50.248
26	17 LAPS	50.466	19	31 LAPS	52.199	26	17 LAPS	51.169	19	31 LAPS	50.584	23	5 LAPS	51.175
19	31 LAPS	50.204				19	31 LAPS	51.489	40	3 LAPS	52.601	19	31 LAPS	49.946
												40	3 LAPS	51.666

Weather / Track : Cloudy / Dry

Brands Hatch Indy
 Circuit Length = 1.2079 miles
 Start: 15:24 End: 18:27

Britcar MSA British Endurance & Britcar Dunlop Production GTN Championships

RACE 6 - LAP CHART

Lap 126			Lap 127			Lap 128			Lap 129			Lap 130		
No	Behind	Laptime	No	Behind	Laptime	No	Behind	Laptime	No	Behind	Laptime	No	Behind	Laptime
36		51.378	36		51.357	36		50.507	36		50.490	36		50.471
39	3 LAPS	50.910	40	4 LAPS	52.179	40	4 LAPS	51.069	40	4 LAPS	50.848	40	4 LAPS	51.053
50	6 LAPS	52.040	39	3 LAPS	50.901	39	3 LAPS	50.145	39	3 LAPS	50.174	50	6 LAPS	51.770
52	5 LAPS	52.302	50	6 LAPS	50.266	50	6 LAPS	50.145	50	6 LAPS	50.058	37	5 LAPS	50.873
88	4 LAPS	51.908	52	5 LAPS	52.172	37	5 LAPS	50.597	37	5 LAPS	50.643	88	4 LAPS	52.063
37	5 LAPS	51.770	88	4 LAPS	51.210	88	4 LAPS	52.158	38	11.698	50.840	52	5 LAPS	52.569
38	11.192	52.881	37	5 LAPS	50.344	38	11.348	50.987	88	4 LAPS	51.788	45	5 LAPS	52.117
77	23 LAPS	56.594	38	10.868	51.033	52	5 LAPS	53.694	52	5 LAPS	52.745	21	119 LAPS	1:19.799
45	5 LAPS	52.005	45	5 LAPS	52.099	45	5 LAPS	51.764	45	5 LAPS	51.942	83	16 LAPS	52.101
48	4 LAPS	52.025	48	4 LAPS	52.132	48	4 LAPS	51.733	83	16 LAPS	52.838	77	23 LAPS	55.671
83	16 LAPS	51.774	83	16 LAPS	52.281	83	16 LAPS	51.876	77	23 LAPS	55.976	91	28 LAPS	49.549
75	15 LAPS	57.166	77	23 LAPS	57.000	77	23 LAPS	55.952	91	28 LAPS	50.119	19	31 LAPS	50.206
69	13 LAPS	56.628	75	15 LAPS	57.603	75	15 LAPS	57.240	75	15 LAPS	58.062	26	17 LAPS	50.572
91	28 LAPS	50.342	69	13 LAPS	57.645	69	13 LAPS	57.596	69	13 LAPS	57.879	75	15 LAPS	57.606
26	17 LAPS	51.434	91	28 LAPS	49.839	91	28 LAPS	49.702	19	31 LAPS	50.808			
19	31 LAPS	51.854	26	17 LAPS	50.493	21	118 LAPS	1:40.57.37 o P	26	17 LAPS	51.098			
23	5 LAPS	52.851	19	31 LAPS	49.804	26	17 LAPS	50.588	23	5 LAPS	50.874			
			23	5 LAPS	51.074	19	31 LAPS	50.642						
						23	5 LAPS	50.839						

Weather / Track : Cloudy / Dry

Brands Hatch Indy
Circuit Length = 1.2079 miles
Start: 15:24 End: 18:27

Britcar MSA British Endurance & Britcar Dunlop Production GTN Championships

RACE 6 - LAP CHART

Lap 131			Lap 132			Lap 133			Lap 134			Lap 135		
No	Behind	Laptime	No	Behind	Laptime	No	Behind	Laptime	No	Behind	Laptime	No	Behind	Laptime
36		51.127	36		51.427	36		51.986	36		50.952	36		51.505
23	6 LAPS	52.090	23	6 LAPS	51.333	40	4 LAPS	51.592	40	4 LAPS	51.358	23	6 LAPS	51.792
69	14 LAPS	58.851	40	4 LAPS	51.988	50	6 LAPS	50.617	38	3 LAPS	1:05.869	48	7 LAPS	53.533
40	4 LAPS	51.432	50	6 LAPS	51.228	75	16 LAPS	56.806	75	16 LAPS	57.445	40	4 LAPS	51.431
50	6 LAPS	50.731	75	16 LAPS	58.039	69	14 LAPS	57.028	88	4 LAPS	55.002	77	24 LAPS	57.623
37	5 LAPS	50.916	69	14 LAPS	58.597	37	5 LAPS	53.631	69	14 LAPS	58.293	38	3 LAPS	57.159
88	4 LAPS	51.542	37	5 LAPS	53.444	88	4 LAPS	51.733	45	5 LAPS	52.888	88	4 LAPS	52.708
45	5 LAPS	52.858	39	5 LAPS	2:43.729 P	45	5 LAPS	52.838	21	119 LAPS	49.216	45	5 LAPS	52.722
83	16 LAPS	52.844	88	4 LAPS	52.269	83	16 LAPS	54.577	83	16 LAPS	51.888	75	16 LAPS	58.865
52	5 LAPS	59.783	45	5 LAPS	52.750	21	119 LAPS	52.330	91	28 LAPS	50.473	21	119 LAPS	50.656
21	119 LAPS	57.242	83	16 LAPS	51.555	39	5 LAPS	1:07.902	52	5 LAPS	54.570	83	16 LAPS	51.627
91	28 LAPS	50.288	21	119 LAPS	53.460	52	5 LAPS	53.787	39	5 LAPS	57.940	69	14 LAPS	58.714
48	6 LAPS	2:54.702 P	52	5 LAPS	54.202	91	28 LAPS	49.610	19	31 LAPS	49.960	91	28 LAPS	49.763
77	23 LAPS	56.798	91	28 LAPS	49.464	19	31 LAPS	51.023	26	17 LAPS	50.453	52	5 LAPS	53.599
19	31 LAPS	49.069	77	23 LAPS	55.870	26	17 LAPS	50.904				39	5 LAPS	55.130
26	17 LAPS	50.030	19	31 LAPS	50.352	77	23 LAPS	56.793				19	31 LAPS	50.438
			26	17 LAPS	50.528	48	6 LAPS	52.653				26	17 LAPS	51.964
			48	6 LAPS	1:02.725	23	5 LAPS	51.143				23	5 LAPS	51.691
			38	2 LAPS	3:12.270 P									
			23	5 LAPS	50.869									

Weather / Track : Cloudy / Dry

Brands Hatch Indy
 Circuit Length = 1.2079 miles
 Start: 15:24 End: 18:27

Britcar MSA British Endurance & Britcar Dunlop Production GTN Championships

RACE 6 - LAP CHART

Lap 136			Lap 137			Lap 138			Lap 139			Lap 140		
No	Behind	Laptime	No	Behind	Laptime	No	Behind	Laptime	No	Behind	Laptime	No	Behind	Laptime
36		52.265	36		57.084	36		52.578	36		50.926	36		51.052
48	7 LAPS	52.412	48	7 LAPS	57.439	48	7 LAPS	53.007	48	7 LAPS	51.536	48	7 LAPS	51.693
40	4 LAPS	51.073	40	4 LAPS	58.520	40	4 LAPS	52.768	40	4 LAPS	51.707	40	4 LAPS	51.129
77	24 LAPS	56.343	77	24 LAPS	56.729	38	3 LAPS	54.485	83	18 LAPS	2:32.234 P	38	3 LAPS	54.588
88	4 LAPS	53.119	38	3 LAPS	55.845	21	119 LAPS	54.558	38	3 LAPS	54.426	21	119 LAPS	53.894
38	3 LAPS	55.008	21	119 LAPS	55.447	91	28 LAPS	51.048	21	119 LAPS	54.759	91	28 LAPS	53.493
21	119 LAPS	50.980	91	28 LAPS	57.032	37	8 LAPS	57.259	91	28 LAPS	54.389	37	8 LAPS	51.951
45	5 LAPS	52.108	37	8 LAPS	3:48.288 P	19	31 LAPS	52.817	37	8 LAPS	53.074	19	31 LAPS	52.077
83	16 LAPS	51.874	19	31 LAPS	53.491	39	5 LAPS	51.964	19	31 LAPS	52.090	39	5 LAPS	51.995
91	28 LAPS	50.256	39	5 LAPS	53.154	26	17 LAPS	51.295	39	5 LAPS	52.535	26	17 LAPS	51.640
75	16 LAPS	58.578	26	17 LAPS	53.276	23	5 LAPS	51.850	26	17 LAPS	50.620	23	5 LAPS	52.125
69	14 LAPS	56.174	23	5 LAPS	51.535				23	5 LAPS	52.510			
52	5 LAPS	53.641												
19	31 LAPS	50.686												
39	5 LAPS	54.065												
26	17 LAPS	52.092												
23	5 LAPS	51.132												

Weather / Track : Cloudy / Dry

Brands Hatch Indy
Circuit Length = 1.2079 miles
Start: 15:24 End: 18:27

Britcar MSA British Endurance & Britcar Dunlop Production GTN Championships

RACE 6 - LAP CHART

Lap 141			Lap 142			Lap 143			Lap 144			Lap 145		
No	Behind	Laptime	No	Behind	Laptime	No	Behind	Laptime	No	Behind	Laptime	No	Behind	Laptime
36		51.346	36		50.808	36		3:14.285 P	36		1:00.694	36		55.526
48	7 LAPS	51.279	48	7 LAPS	50.765	40	4 LAPS	3:11.730 P	23	3 LAPS	51.753	48	4 LAPS	53.660
40	4 LAPS	52.089	40	4 LAPS	50.793	38	1 LAP	52.894	40	4 LAPS	1:00.270	40	4 LAPS	54.529
38	3 LAPS	54.506	21	119 LAPS	49.937	23	3 LAPS	51.314	48	4 LAPS	50.665	21	116 LAPS	47.787
21	119 LAPS	53.915	91	28 LAPS	53.073	48	4 LAPS	50.545	21	116 LAPS	49.793	91	25 LAPS	50.318
91	28 LAPS	53.912	38	3 LAPS	55.197	21	116 LAPS	47.955	91	25 LAPS	50.505	19	28 LAPS	50.132
37	8 LAPS	51.259	19	31 LAPS	50.474	91	25 LAPS	50.309	19	28 LAPS	50.659	37	5 LAPS	50.311
19	31 LAPS	50.651	37	8 LAPS	50.705	19	28 LAPS	50.479	37	5 LAPS	50.266	39	2 LAPS	52.070
39	5 LAPS	51.661	39	5 LAPS	49.671	37	5 LAPS	50.457	39	2 LAPS	50.260	38		47.053 53.488
26	17 LAPS	56.727	26	17 LAPS	52.253	39	2 LAPS	50.492	38	49.091	52.771	23	2 LAPS	52.044
23	5 LAPS	51.943	23	5 LAPS	51.575	38	57.014	53.437	23	2 LAPS	51.707	48	3 LAPS	51.064
			48	6 LAPS	50.856							40	3 LAPS	54.484
			21	118 LAPS	48.297									
			91	27 LAPS	49.120									
			19	30 LAPS	50.497									
			37	7 LAPS	52.647									
			39	4 LAPS	53.330									
			38	2 LAPS	54.616									
			23	4 LAPS	51.916									
			48	5 LAPS	51.086									
			21	117 LAPS	47.915									

Weather / Track : Cloudy / Dry

Brands Hatch Indy
Circuit Length = 1.2079 miles
Start: 15:24 End: 18:27

Britcar MSA British Endurance & Britcar Dunlop Production GTN Championships

RACE 6 - LAP CHART

Lap 146			Lap 147			Lap 148			Lap 149			Lap 150		
No	Behind	Laptime	No	Behind	Laptime	No	Behind	Laptime	No	Behind	Laptime	No	Behind	Laptime
36		55.680	36		54.371	36		53.493	36		54.066	36		53.515
21	116 LAPS	56.178	91	25 LAPS	51.504	26	22 LAPS	7:08.885 P	26	22 LAPS	59.137	26	22 LAPS	52.630
91	25 LAPS	50.612	19	28 LAPS	50.512	91	25 LAPS	50.392	91	25 LAPS	50.447	91	25 LAPS	50.085
19	28 LAPS	50.324	37	5 LAPS	49.773	19	28 LAPS	50.506	19	28 LAPS	49.951	19	28 LAPS	50.462
37	5 LAPS	49.966	39	2 LAPS	49.511	39	2 LAPS	50.339	39	2 LAPS	50.335	39	2 LAPS	49.912
39	2 LAPS	49.667	23	2 LAPS	52.152	37	5 LAPS	57.787	37	5 LAPS	51.486	37	5 LAPS	49.867
38	44.352	52.979	38	43.400	53.419	23	2 LAPS	51.777	23	2 LAPS	51.838	23	2 LAPS	51.864
23	2 LAPS	51.690	48	3 LAPS	52.087	38	42.172	52.265	38	40.802	52.696	38	38.867	51.580
48	3 LAPS	50.535	40	3 LAPS	52.074	48	3 LAPS	52.088	48	3 LAPS	53.141	48	3 LAPS	51.129
40	3 LAPS	51.992				40	3 LAPS	51.616	40	3 LAPS	51.052	40	3 LAPS	51.354

Weather / Track : Cloudy / Dry

Brands Hatch Indy
 Circuit Length = 1.2079 miles
 Start: 15:24 End: 18:27

Britcar MSA British Endurance & Britcar Dunlop Production GTN Championships
RACE 6 - LAP CHART

Lap 151			Lap 152			Lap 153			Lap 154			Lap 155		
No	Behind	Laptime	No	Behind	Laptime	No	Behind	Laptime	No	Behind	Laptime	No	Behind	Laptime
36		54.082	36		54.265	36		54.821	36		54.030	36		52.925
91	25 LAPS	50.749	91	25 LAPS	51.567	39	2 LAPS	51.127	37	5 LAPS	49.624	37	5 LAPS	49.812
26	22 LAPS	52.404	26	22 LAPS	51.359	37	5 LAPS	49.902	23	2 LAPS	51.448	23	2 LAPS	51.664
19	28 LAPS	50.324	19	28 LAPS	49.974	23	2 LAPS	52.289	38	27.831	51.225	48	3 LAPS	51.145
39	2 LAPS	49.699	39	2 LAPS	49.715	38	30.636	51.518	48	3 LAPS	50.728	38	27.933	53.027
37	5 LAPS	50.446	37	5 LAPS	50.120	48	3 LAPS	51.950	40	3 LAPS	51.800	40	3 LAPS	51.341
23	2 LAPS	51.607	23	2 LAPS	52.248	40	3 LAPS	51.421	91	24 LAPS	50.247	91	24 LAPS	51.032
38	36.555	51.770	38	33.939	51.649	91	24 LAPS	50.176	19	27 LAPS	49.871	19	27 LAPS	49.606
48	3 LAPS	52.413	48	3 LAPS	51.100	19	27 LAPS	50.020	39	1 LAP	50.625	39	1 LAP	49.906
40	3 LAPS	51.134	40	3 LAPS	51.090	26	21 LAPS	50.493	26	21 LAPS	51.794	26	21 LAPS	50.493
			91	24 LAPS	50.974	39	1 LAP	50.309				37	4 LAPS	49.989
			19	27 LAPS	51.594									
			26	21 LAPS	52.943									

Weather / Track : Cloudy / Dry

Brands Hatch Indy
 Circuit Length = 1.2079 miles
 Start: 15:24 End: 18:27

Britcar MSA British Endurance & Britcar Dunlop Production GTN Championships

RACE 6 - LAP CHART

Lap 156			Lap 157			Lap 158			Lap 159			Lap 160		
No	Behind	Laptime	No	Behind	Laptime	No	Behind	Laptime	No	Behind	Laptime	No	Behind	Laptime
36		53.118	36		52.599	36		52.910	36		52.774	36		53.175
23	2 LAPS	51.456	23	2 LAPS	51.132	23	2 LAPS	51.820	23	2 LAPS	51.516	23	2 LAPS	51.851
48	3 LAPS	51.122	48	3 LAPS	51.169	48	3 LAPS	51.789	48	3 LAPS	51.519	48	3 LAPS	51.807
38	26.936	52.121	40	3 LAPS	52.295	40	3 LAPS	51.374	40	3 LAPS	51.514	40	3 LAPS	50.928
40	3 LAPS	51.502	38	28.013	53.676	38	26.679	51.576	38	25.279	51.374	38	23.084	50.980
19	27 LAPS	50.059	19	27 LAPS	49.965	19	27 LAPS	49.991	19	27 LAPS	49.929	19	27 LAPS	52.195
91	24 LAPS	50.473	91	24 LAPS	50.950	91	24 LAPS	49.880	39	1 LAP	50.603	39	1 LAP	50.579
39	1 LAP	50.141	39	1 LAP	50.462	39	1 LAP	50.770	26	21 LAPS	50.149	26	21 LAPS	50.214
26	21 LAPS	50.442	26	21 LAPS	51.516	26	21 LAPS	50.139	37	4 LAPS	49.990	37	4 LAPS	49.910
37	4 LAPS	50.328	37	4 LAPS	50.567	37	4 LAPS	51.109						

Weather / Track : Cloudy / Dry

Brands Hatch Indy
 Circuit Length = 1.2079 miles
 Start: 15:24 End: 18:27

Britcar MSA British Endurance & Britcar Dunlop Production GTN Championships

RACE 6 - LAP CHART

Lap 161			Lap 162			Lap 163			Lap 164			Lap 165		
No	Behind	Laptime	No	Behind	Laptime	No	Behind	Laptime	No	Behind	Laptime	No	Behind	Laptime
36		52.522	36		52.645	36		53.501	36		52.069	36		52.571
23	2 LAPS	51.688	23	2 LAPS	52.030	23	2 LAPS	51.791	23	2 LAPS	51.924	40	3 LAPS	50.881
48	3 LAPS	51.770	48	3 LAPS	51.991	48	3 LAPS	51.813	40	3 LAPS	51.962	23	2 LAPS	51.534
40	3 LAPS	51.019	40	3 LAPS	50.983	40	3 LAPS	51.413	38	17.722	51.649	38	16.637	51.486
38	21.756	51.194	38	20.257	51.146	38	18.142	51.386	48	3 LAPS	54.412	48	3 LAPS	50.977
19	27 LAPS	50.548	19	27 LAPS	51.124	19	27 LAPS	51.250	19	27 LAPS	50.567	19	27 LAPS	50.336
26	21 LAPS	49.917	26	21 LAPS	50.509	26	21 LAPS	50.168	26	21 LAPS	50.512	26	21 LAPS	50.120
39	1 LAP	51.025	39	1 LAP	51.091	39	1 LAP	50.561	39	1 LAP	50.294	39	1 LAP	50.291
37	4 LAPS	50.170	37	4 LAPS	51.369	37	4 LAPS	50.630	37	4 LAPS	50.314	37	4 LAPS	50.077

Weather / Track : Cloudy / Dry

Brands Hatch Indy
 Circuit Length = 1.2079 miles
 Start: 15:24 End: 18:27

Britcar MSA British Endurance & Britcar Dunlop Production GTN Championships

RACE 6 - LAP CHART

Lap 166			Lap 167			Lap 168			Lap 169			Lap 170		
No	Behind	Laptime	No	Behind	Laptime	No	Behind	Laptime	No	Behind	Laptime	No	Behind	Laptime
36		52.339	36		51.651	36		51.903	36		52.326	36		51.945
23	2 LAPS	51.894	91	32 LAPS	7:23.278 P	91	32 LAPS	54.181	91	32 LAPS	49.548	91	32 LAPS	49.690
40	3 LAPS	51.981	23	2 LAPS	51.653	23	2 LAPS	52.033	23	2 LAPS	51.871	26	21 LAPS	51.658
48	3 LAPS	50.853	40	3 LAPS	51.852	48	3 LAPS	51.437	48	3 LAPS	51.951	48	3 LAPS	53.818
38	16.853	52.555	48	3 LAPS	51.270	40	3 LAPS	52.543	26	21 LAPS	50.711	39	1 LAP	51.647
19	27 LAPS	50.343	19	27 LAPS	50.330	26	21 LAPS	50.709	40	3 LAPS	52.655	38	17.976	52.269
26	21 LAPS	50.234	38	17.124	51.922	38	17.610	52.389	39	1 LAP	51.183	40	3 LAPS	55.230
39	1 LAP	50.411	26	21 LAPS	49.898	39	1 LAP	50.524	38	17.652	52.368	37	4 LAPS	51.247
37	4 LAPS	50.312	39	1 LAP	50.526	37	4 LAPS	50.707	37	4 LAPS	50.924	23	2 LAPS	1:06.277
			37	4 LAPS	50.774							19	29 LAPS	2:52.908 P
												91	31 LAPS	49.265

Weather / Track : Cloudy / Dry

Brands Hatch Indy
 Circuit Length = 1.2079 miles
 Start: 15:24 End: 18:27

Britcar MSA British Endurance & Britcar Dunlop Production GTN Championships

RACE 6 - LAP CHART

Lap 171			Lap 172			Lap 173			Lap 174			Lap 175		
No	Behind	Laptime	No	Behind	Laptime	No	Behind	Laptime	No	Behind	Laptime	No	Behind	Laptime
36		52.693	36		51.798	36		52.566	36		52.480	36		52.229
26	21 LAPS	50.853	26	21 LAPS	51.123	26	21 LAPS	50.016	26	21 LAPS	50.854	26	21 LAPS	50.820
39	1 LAP	51.654	39	1 LAP	50.839	39	1 LAP	50.652	39	1 LAP	50.592	48	3 LAPS	50.469
48	3 LAPS	52.321	48	3 LAPS	50.788	48	3 LAPS	50.690	48	3 LAPS	50.493	39	1 LAP	51.388
38	16.357	51.074	38	15.667	51.108	38	13.951	50.850	38	12.437	50.966	38	11.142	50.934
40	3 LAPS	51.917	40	3 LAPS	51.205	40	3 LAPS	50.860	40	3 LAPS	51.080	40	3 LAPS	51.047
37	4 LAPS	51.626	37	4 LAPS	51.379	37	4 LAPS	51.132	37	4 LAPS	51.579	37	4 LAPS	51.259
23	2 LAPS	53.345	23	2 LAPS	52.116	23	2 LAPS	52.129	19	29 LAPS	50.811	19	29 LAPS	51.122
19	29 LAPS	54.055	19	29 LAPS	49.979	19	29 LAPS	49.816	23	2 LAPS	52.770	91	31 LAPS	49.145
91	31 LAPS	49.229	91	31 LAPS	49.354	91	31 LAPS	49.372	91	31 LAPS	49.537			

Weather / Track : Cloudy / Dry

Brands Hatch Indy
 Circuit Length = 1.2079 miles
 Start: 15:24 End: 18:27

Britcar MSA British Endurance & Britcar Dunlop Production GTN Championships

RACE 6 - LAP CHART

Lap 176			Lap 177			Lap 178			Lap 179			Lap 180		
No	Behind	Laptime	No	Behind	Laptime	No	Behind	Laptime	No	Behind	Laptime	No	Behind	Laptime
36		52.278	36		52.573	36		53.505	36		1:02.717	36		1:13.487
26	21 LAPS	51.943	26	21 LAPS	52.091	26	21 LAPS	1:02.497	26	21 LAPS	57.735	26	21 LAPS	1:06.500
48	3 LAPS	49.860	48	3 LAPS	53.975	48	3 LAPS	1:01.301	48	3 LAPS	58.004	48	3 LAPS	1:04.663
39	1 LAP	50.929	39	1 LAP	53.077	39	1 LAP	1:01.106	39	1 LAP	58.126	39	1 LAP	1:04.392
38	10.018	51.154	38	10.439	52.994	38	18.677	1:01.743	38	13.277	57.317	38	3.545	1:03.755
40	3 LAPS	50.995	40	3 LAPS	52.483	40	3 LAPS	1:01.093	40	3 LAPS	57.835	40	3 LAPS	1:02.409
37	4 LAPS	50.941	37	4 LAPS	52.252	37	4 LAPS	1:00.015	37	4 LAPS	58.102	37	4 LAPS	1:01.689
19	29 LAPS	51.170	19	29 LAPS	1:01.874	19	29 LAPS	1:19.020	19	29 LAPS	1:14.386	91	31 LAPS	49.757
91	31 LAPS	49.328	91	31 LAPS	56.717	91	31 LAPS	1:18.785	91	31 LAPS	1:14.248	19	29 LAPS	51.412

Weather / Track : Cloudy / Dry

Brands Hatch Indy
 Circuit Length = 1.2079 miles
 Start: 15:24 End: 18:27

Britcar MSA British Endurance & Britcar Dunlop Production GTN Championships

RACE 6 - LAP CHART

Lap 181			Lap 182			Lap 183			Lap 184			Lap 185		
No	Behind	Laptime	No	Behind	Laptime	No	Behind	Laptime	No	Behind	Laptime	No	Behind	Laptime
36		51.994	36		51.106	36		51.414	36		53.289	36		52.576
39	1 LAP	53.771	39	1 LAP	51.127	23	9 LAPS	1:04.518	39	1 LAP	52.360	48	3 LAPS	51.524
48	3 LAPS	54.445	48	3 LAPS	51.362	39	1 LAP	50.806	48	3 LAPS	51.730	39	1 LAP	52.117
38	5.290	53.739	37	4 LAPS	52.819	48	3 LAPS	50.744	23	9 LAPS	56.671	91	32 LAPS	52.397
37	4 LAPS	53.904	40	3 LAPS	51.575	37	4 LAPS	51.726	91	32 LAPS	1:03.720	37	4 LAPS	51.687
40	3 LAPS	55.542	26	21 LAPS	53.203	40	3 LAPS	52.109	37	4 LAPS	51.585	40	3 LAPS	51.734
26	21 LAPS	57.218	38	28.012	1:13.828	26	21 LAPS	51.840	40	3 LAPS	52.046	23	9 LAPS	55.811
23	8 LAPS	6:47.280 P	91	31 LAPS	49.504	38	28.733	52.135	26	21 LAPS	51.333	26	21 LAPS	52.394
91	31 LAPS	49.304	19	29 LAPS	50.932	19	29 LAPS	51.722	38	26.811	51.367	38	26.014	51.779
19	29 LAPS	50.072							19	29 LAPS	51.899	19	29 LAPS	52.422

Weather / Track : Cloudy / Dry

Brands Hatch Indy
 Circuit Length = 1.2079 miles
 Start: 15:24 End: 18:27

Britcar MSA British Endurance & Britcar Dunlop Production GTN Championships

RACE 6 - LAP CHART

Lap 186			Lap 187			Lap 188			Lap 189			Lap 190		
No	Behind	Laptime	No	Behind	Laptime	No	Behind	Laptime	No	Behind	Laptime	No	Behind	Laptime
36		51.845	36		53.009	36		55.178	36		52.847	36		52.106
48	3 LAPS	50.937	48	3 LAPS	51.928	40	3 LAPS	51.451	23	9 LAPS	52.969	23	9 LAPS	53.217
39	1 LAP	51.668	91	32 LAPS	50.403	23	9 LAPS	53.421	26	21 LAPS	53.317	26	21 LAPS	53.317
91	32 LAPS	50.693	39	1 LAP	51.527	26	21 LAPS	56.322	38	20.823	51.913	38	20.356	51.639
37	4 LAPS	51.327	37	4 LAPS	50.609	38	21.757	52.013	91	31 LAPS	49.004	91	31 LAPS	48.653
40	3 LAPS	51.325	40	3 LAPS	51.201	91	31 LAPS	49.131	48	2 LAPS	50.415	48	2 LAPS	51.542
23	9 LAPS	53.821	23	9 LAPS	54.372	48	2 LAPS	50.802	39	47.088	50.596	39	45.565	50.583
26	21 LAPS	52.698	26	21 LAPS	54.943	39	49.339	51.133	37	3 LAPS	50.596	37	3 LAPS	50.795
38	26.490	52.321	38	24.922	51.441	37	3 LAPS	50.786	40	2 LAPS	51.421	19	32 LAPS	3:34.601 P
19	29 LAPS	52.281	91	31 LAPS	51.833	40	2 LAPS	51.189				40	2 LAPS	51.923
			48	2 LAPS	52.008									
			39	53.384	52.396									
			37	3 LAPS	52.023									

Weather / Track : Cloudy / Dry

Brands Hatch Indy
 Circuit Length = 1.2079 miles
 Start: 15:24 End: 18:27

Britcar MSA British Endurance & Britcar Dunlop Production GTN Championships

RACE 6 - LAP CHART

Lap 191			Lap 192			Lap 193			Lap 194			Lap 195		
No	Behind	Laptime	No	Behind	Laptime	No	Behind	Laptime	No	Behind	Laptime	No	Behind	Laptime
36		51.554	36		51.644	36		52.728	36		51.863	36		53.374
23	9 LAPS	55.571	19	33 LAPS	58.091	19	33 LAPS	51.852	19	33 LAPS	51.335	26	21 LAPS	52.066
26	21 LAPS	52.314	23	9 LAPS	53.495	26	21 LAPS	53.148	26	21 LAPS	51.983	38	18.784	51.650
38	20.893	52.091	26	21 LAPS	52.545	23	9 LAPS	55.778	38	20.508	52.210	91	31 LAPS	49.448
91	31 LAPS	48.991	38	20.774	51.525	38	20.161	52.115	23	9 LAPS	54.943	23	9 LAPS	55.291
48	2 LAPS	51.011	91	31 LAPS	48.967	91	31 LAPS	48.524	91	31 LAPS	48.692	37	3 LAPS	50.318
39	44.695	50.684	48	2 LAPS	51.979	48	2 LAPS	50.745	37	3 LAPS	50.704	39	41.086	50.828
37	3 LAPS	50.264	37	3 LAPS	51.245	37	3 LAPS	50.633	39	43.632	52.207	48	2 LAPS	50.861
40	2 LAPS	51.824	39	45.284	52.233	39	43.288	50.732	48	2 LAPS	53.726	40	2 LAPS	52.779
			40	2 LAPS	52.101	40	2 LAPS	52.316	40	2 LAPS	52.326	19	32 LAPS	50.702
									19	32 LAPS	50.875			

Weather / Track : Cloudy / Dry

Brands Hatch Indy
 Circuit Length = 1.2079 miles
 Start: 15:24 End: 18:27

Britcar MSA British Endurance & Britcar Dunlop Production GTN Championships
RACE 6 - LAP CHART

Lap 196			Lap 197			Lap 198			Lap 199			Lap 200		
No	Behind	Laptime	No	Behind	Laptime	No	Behind	Laptime	No	Behind	Laptime	No	Behind	Laptime
36		53.499	36		52.864	36		53.428	36		53.269	36		53.026
26	21 LAPS	52.061	26	21 LAPS	51.786	26	21 LAPS	51.670	91	31 LAPS	50.298	91	31 LAPS	49.639
38	16.698	51.413	91	31 LAPS	50.322	91	31 LAPS	49.142	26	21 LAPS	52.930	26	21 LAPS	52.326
91	31 LAPS	49.179	38	16.490	52.656	38	15.082	52.020	38	13.922	52.109	38	14.155	53.259
23	9 LAPS	53.992	23	9 LAPS	56.418	37	3 LAPS	50.797	37	3 LAPS	49.922	37	3 LAPS	50.484
37	3 LAPS	50.283	37	3 LAPS	49.988	23	9 LAPS	57.107	39	33.408	52.797	39	31.448	51.066
39	38.243	50.656	39	36.242	50.863	39	33.880	51.066	48	2 LAPS	52.928	48	2 LAPS	51.101
48	2 LAPS	50.686	48	2 LAPS	50.918	48	2 LAPS	50.873	23	9 LAPS	56.383	23	9 LAPS	56.543
19	32 LAPS	51.357	19	32 LAPS	50.846	19	32 LAPS	51.317	19	32 LAPS	51.175	19	32 LAPS	50.809
40	2 LAPS	51.792	40	2 LAPS	52.641	40	2 LAPS	52.380	40	2 LAPS	51.688	40	2 LAPS	51.867

Weather / Track : Cloudy / Dry

Brands Hatch Indy
 Circuit Length = 1.2079 miles
 Start: 15:24 End: 18:27

Britcar MSA British Endurance & Britcar Dunlop Production GTN Championships
RACE 6 - LAP CHART

Lap 201		
No	Behind	Laptime
36		53.872
91	31 LAPS	49.532
26	21 LAPS	52.296
38	13.507	53.224
37	3 LAPS	50.217
39	28.835	51.259
48	2 LAPS	51.514
19	32 LAPS	53.081
23	9 LAPS	58.326
40	2 LAPS	51.775

Weather / Track : Cloudy / Dry

Brands Hatch Indy
Circuit Length = 1.2079 miles
Start: 15:24 End: 18:27

Smarts 4U

QUALIFYING - RACE 1 - CLASSIFICATION

POS	NO	CL	NAME	ENTRY	TIME	ON	LAPS	GAP	DIFF	MPH
1	8		David MOORE	Smart 4two Brabus	1:08.942	9	10			63.07
2	6		Ben CONSTANDUROS	Smart 4two Brabus	1:09.487	11	11	0.545	0.545	62.58
3	10		Tom MILLS	Smart 4two Brabus	1:09.573	11	11	0.631	0.086	62.50
4	9		Jake JACKSON	Smart 4two Brabus	1:09.856	9	9	0.914	0.283	62.25
5	11		Sarah MOORE	Smart 4two Brabus	1:10.748	5	5	1.806	0.892	61.46
6	7		David NASH	Smart 4two Brabus	1:12.989	10	10	4.047	2.241	59.57
7	453		Laurent MONTEIL	Smart 4two Brabus	1:13.639	9	10	4.697	0.650	59.05
8	455		Dominique WROBLEWSKI	Smart 4two Brabus	1:13.999	8	9	5.057	0.360	58.76
9	457		Silvano CAIRA	Smart 4two Brabus	1:14.333	7	10	5.391	0.334	58.50
10	12		Howard KAYMAN	Smart 4two Brabus	1:14.619	8	9	5.677	0.286	58.27
11	2		Paul BATES	Smart 4two Brabus	1:14.995	10	11	6.053	0.376	57.98
12	3		James PALMER	Smart 4two Brabus	1:16.414	9	11	7.472	1.419	56.90

Cars 7, 453, 455, 457 please fit working transponder for the race to be timed

Weather / Track : Cloudy / Dry

These results are provisional until the conclusion of any judicial and technical matters.

Brands Hatch Indy

Circuit Length = 1.2079 miles

Start: 09:00 End: 09:21

Clerk of Course :		Timekeeper :
-------------------	--	--------------

Smarts 4U

QUALIFYING - RACE 1 - LAP ANALYSIS

2	Paul BATES		Smart 4two Brabus				
1 -	1:22.342	+ 7.347	9:01:29.562	7 -	1:20.451	+ 5.456	9:14:58.772
2 -	1:20.409	+ 5.414	9:02:49.971	8 -	1:15.077	+ 0.082	9:16:13.849
3 -	3:33.144 P	+ 2:18.149	9:06:23.115	9 -	1:15.173	+ 0.178	9:17:29.022
4 -	1:21.611	+ 6.616	9:07:44.726	10 -	1:14.995		9:18:44.017
5 -	1:16.489	+ 1.494	9:09:01.215	11 -	1:15.066	+ 0.071	9:19:59.083
6 -	4:37.106 P	+ 3:22.111	9:13:38.321				
3	James PALMER		Smart 4two Brabus				
1 -	1:20.703	+ 4.289	9:01:37.877	7 -	1:19.280	+ 2.866	9:15:01.277
2 -	1:16.790	+ 0.376	9:02:54.667	8 -	1:16.918	+ 0.504	9:16:18.195
3 -	3:33.672 P	+ 2:17.258	9:06:28.339	9 -	1:16.414		9:17:34.609
4 -	1:19.536	+ 3.122	9:07:47.875	10 -	1:18.211	+ 1.797	9:18:52.820
5 -	1:16.575	+ 0.161	9:09:04.450	11 -	1:17.146	+ 0.732	9:20:09.966
6 -	4:37.547 P	+ 3:21.133	9:13:41.997				
6	Ben CONSTANDUROS		Smart 4two Brabus				
1 -	1:19.881	+ 10.394	9:01:28.301	7 -	1:14.418	+ 4.931	9:15:00.990
2 -	1:23.045	+ 13.558	9:02:51.346	8 -	1:10.807	+ 1.320	9:16:11.797
3 -	3:52.640 P	+ 2:43.153	9:06:43.986	9 -	1:11.675	+ 2.188	9:17:23.472
4 -	1:15.515	+ 6.028	9:07:59.501	10 -	1:09.958	+ 0.471	9:18:33.430
5 -	1:15.320	+ 5.833	9:09:14.821	11 -	1:09.487		9:19:42.917
6 -	4:31.751 P	+ 3:22.264	9:13:46.572				
7	David NASH		Smart 4two Brabus				
1 -	1:17.210	+ 4.221	9:02:53.796	6 -	1:19.821	+ 6.832	9:15:22.589
2 -	3:48.233 P	+ 2:35.244	9:06:42.029	7 -	1:14.465	+ 1.476	9:16:37.054
3 -	1:19.219	+ 6.230	9:08:01.248	8 -	1:14.276	+ 1.287	9:17:51.330
4 -	1:14.970	+ 1.981	9:09:16.218	9 -	1:13.363	+ 0.374	9:19:04.693
5 -	4:46.550 P	+ 3:33.561	9:14:02.768	10 -	1:12.989		9:20:17.682
8	David MOORE		Smart 4two Brabus				
1 -	1:18.488	+ 9.546	9:01:46.680	6 -	1:12.076	+ 3.134	9:15:30.758
2 -	1:11.980	+ 3.038	9:02:58.660	7 -	1:09.324	+ 0.382	9:16:40.082
3 -	4:30.604 P	+ 3:21.662	9:07:29.264	8 -	1:10.792	+ 1.850	9:17:50.874
4 -	1:12.931	+ 3.989	9:08:42.195	9 -	1:08.942		9:18:59.816
5 -	5:36.487 P	+ 4:27.545	9:14:18.682	10 -	1:10.753	+ 1.811	9:20:10.569
9	Jake JACKSON		Smart 4two Brabus				
1 -	1:16.765	+ 6.909	9:01:31.550	6 -	4:33.650 P	+ 3:23.794	9:13:37.404
2 -	1:19.479	+ 9.623	9:02:51.029	7 -	1:14.513	+ 4.657	9:14:51.917
3 -	3:48.907 P	+ 2:39.051	9:06:39.936	8 -	1:10.110	+ 0.254	9:16:02.027
4 -	1:13.671	+ 3.815	9:07:53.607	9 -	1:09.856		9:17:11.883
5 -	1:10.147	+ 0.291	9:09:03.754				
10	Tom MILLS		Smart 4two Brabus				
1 -	1:18.319	+ 8.746	9:01:28.031	7 -	1:15.617	+ 6.044	9:14:55.543
2 -	1:13.075	+ 3.502	9:02:41.106	8 -	1:10.593	+ 1.020	9:16:06.136
3 -	3:56.938 P	+ 2:47.365	9:06:38.044	9 -	1:11.387	+ 1.814	9:17:17.523
4 -	1:17.707	+ 8.134	9:07:55.751	10 -	1:10.028	+ 0.455	9:18:27.551
5 -	1:12.011	+ 2.438	9:09:07.762	11 -	1:09.573		9:19:37.124
6 -	4:32.164 P	+ 3:22.591	9:13:39.926				
11	Sarah MOORE		Smart 4two Brabus				
1 -	1:21.010	+ 10.262	9:01:42.882	4 -	1:14.994	+ 4.246	9:07:40.416
2 -	1:12.565	+ 1.817	9:02:55.447	5 -	1:10.748		9:08:51.164
3 -	3:29.975 P	+ 2:19.227	9:06:25.422				
12	Howard KAYMAN		Smart 4two Brabus				
1 -	1:18.396	+ 3.777	9:01:31.717	6 -	1:17.377	+ 2.758	9:15:02.992
2 -	1:15.808	+ 1.189	9:02:47.525	7 -	1:15.842	+ 1.223	9:16:18.834

Cars 7, 453, 455, 457 please fit working transponder for the race to be timed

Weather / Track : Cloudy / Dry

Brands Hatch Indy
Circuit Length = 1.2079 miles
Start: 09:00 End: 09:21

Smarts 4U

QUALIFYING - RACE 1 - LAP ANALYSIS

3 -	5:01.745 P	+ 3:47.126	9:07:49.270	8 -	1:14.619		9:17:33.453
4 -	1:22.830	+ 8.211	9:09:12.100	9 -	1:15.817	+ 1.198	9:18:49.270
5 -	4:33.515 P	+ 3:18.896	9:13:45.615				
453	Laurent MONTEIL		Smart 4two Brabus				
1 -	1:18.498	+ 4.859	9:03:08.520	6 -	1:16.149	+ 2.510	9:15:01.763
2 -	3:29.523 P	+ 2:15.884	9:06:38.043	7 -	1:14.422	+ 0.783	9:16:16.185
3 -	1:16.011	+ 2.372	9:07:54.054	8 -	1:14.824	+ 1.185	9:17:31.009
4 -	1:16.546	+ 2.907	9:09:10.600	9 -	1:13.639		9:18:44.648
5 -	4:35.014 P	+ 3:21.375	9:13:45.614	10 -	1:13.780	+ 0.141	9:19:58.428
455	Dominique WROBLEWSKI		Smart 4two Brabus				
1 -	1:16.720	+ 2.721	9:02:59.814	6 -	1:15.219	+ 1.220	9:16:27.846
2 -	4:20.530 P	+ 3:06.531	9:07:20.344	7 -	1:14.682	+ 0.683	9:17:42.528
3 -	59.453	+ -14.546	9:08:19.797	8 -	1:13.999		9:18:56.527
4 -	5:36.141 P	+ 4:22.142	9:13:55.938	9 -	1:14.445	+ 0.446	9:20:10.972
5 -	1:16.689	+ 2.690	9:15:12.627				
457	Silvano CAIRA		Smart 4two Brabus				
1 -	1:15.835	+ 1.502	9:02:57.175	6 -	1:16.808	+ 2.475	9:15:00.989
2 -	3:40.868 P	+ 2:26.535	9:06:38.043	7 -	1:14.333		9:16:15.322
3 -	1:14.109	+ -0.224	9:07:52.152	8 -	1:17.269	+ 2.936	9:17:32.591
4 -	1:14.765	+ 0.432	9:09:06.917	9 -	1:21.830	+ 7.497	9:18:54.421
5 -	4:37.264 P	+ 3:22.931	9:13:44.181	10 -	1:16.147	+ 1.814	9:20:10.568


Cars 7, 453, 455, 457 please fit working transponder for the race to be timed

Weather / Track : Cloudy / Dry

Brands Hatch Indy
Circuit Length = 1.2079 miles
Start: 09:00 End: 09:21

Smarts 4U

RACE 1 - GRID

ROW 6	1:14.995 2 Paul BATES	1:16.414 3 James PALMER
ROW 5	1:14.333 457 Silvano CAIRA Fit transponder for race to be timed	1:14.619 12 Howard KAYMAN
ROW 4	1:13.639 453 Laurent MONTEIL Fit transponder for race to be timed	1:13.999 455 Dominique WROBLEWSKI Fit transponder for race to be timed
ROW 3	1:10.748 11 Sarah MOORE	1:12.989 7 David NASH Fit transponder for race to be timed
ROW 2	1:09.573 10 Tom MILLS	1:09.856 9 Jake JACKSON
ROW 1	1:08.942 8 David MOORE	1:09.487 6 Ben CONSTANDUROS
Pole		
		

Brands Hatch Indy
Circuit Length = 1.2079 miles

These results are provisional until the conclusion of any judicial and technical matters.

Clerk of Course :		Timekeeper :
-------------------	--	--------------

Smarts 4U

RACE 1 - CLASSIFICATION

POS	NO	CL	NAME	ENTRY	LAPS	TIME	GAP	DIFF	MPH	BEST	ON
1	8		David MOORE	Smart 4two Brabus	19	20:07.466			68.42	1:02.312	18
2	11		Sarah MOORE	Smart 4two Brabus	19	20:10.992	3.526	3.526	68.22	1:02.287	15
3	9		Jake JACKSON	Smart 4two Brabus	19	20:18.132	10.666	7.140	67.82	1:01.651	16
4	10		Tom MILLS	Smart 4two Brabus	19	20:20.605	13.139	2.473	67.69	1:02.972	7
5	455		Dominique WROBLEWSKI	Smart 4two Brabus	19	20:59.314	51.848	38.709	65.60	1:03.659	13
6	457		Silvano CAIRA	Smart 4two Brabus	19	21:09.544	1:02.078	10.230	65.08	1:03.690	18
7	12		Howard KAYMAN	Smart 4two Brabus	19	21:10.251	1:02.785	0.707	65.04	1:04.854	13
8	7		David NASH	Smart 4two Brabus	19	21:13.111	1:05.645	2.860	64.89	1:05.265	18
9	3		James PALMER	Smart 4two Brabus	18	20:17.859	1 lap	1 lap	64.27	1:05.487	13
10	2		Paul BATES	Smart 4two Brabus	18	20:24.814	1 lap		63.90	1:06.285	12

NOT CLASSIFIED

DNF	6		Ben CONSTANDUROS	Smart 4two Brabus	13	14:56.301	6 laps	5 laps	63.07	1:02.453	9
DNF	453		Laurent MONTEIL	Smart 4two Brabus	3	3:26.305	16 laps	10 laps	63.23	1:04.976	3

FASTEST LAP

	9		Jake JACKSON	Smart 4two Brabus	16	1:01.651		70.53 mph		113.51 kph	
--	---	--	--------------	-------------------	----	----------	--	-----------	--	------------	--

Weather / Track : Bright / Dry

These results are provisional until the conclusion of any judicial and technical matters.

Brands Hatch Indy

Circuit Length = 1.2079 miles

Start: 11:10 End: 11:32

Clerk of Course :

Timekeeper :

Smarts 4U

RACE 1 - LAP CHART

Lap 1			Lap 2			Lap 3			Lap 4			Lap 5		
No	Behind	Laptime	No	Behind	Laptime	No	Behind	Laptime	No	Behind	Laptime	No	Behind	Laptime
8		1:12.002	8		1:03.496	8		1:03.283	8		1:03.719	8		1:03.605
6	0.305	1:12.307	6	0.903	1:04.094	11	0.625	1:02.750	11	0.314	1:03.408	6	0.654	1:03.889
11	1.069	1:13.071	11	1.158	1:03.585	6	0.893	1:03.273	6	0.370	1:03.196	11	0.761	1:04.052
9	1.930	1:13.932	10	4.268	1:05.382	10	4.442	1:03.457	10	3.974	1:03.251	10	3.953	1:03.584
10	2.382	1:14.384	7	4.989	1:05.382	7	7.494	1:05.788	7	9.780	1:06.005	7	11.528	1:05.353
7	3.103	1:15.105	453	5.831	1:05.693	453	7.524	1:04.976	9	10.799	1:03.993	9	12.200	1:05.006
453	3.634	1:15.636	457	6.292	1:05.491	9	10.525	1:05.847	455	17.723	1:07.124	455	19.088	1:04.970
457	4.297	1:16.299	9	7.961	1:09.527	457	14.112	1:11.103	12	19.079	1:08.230	12	22.848	1:07.374
12	5.753	1:17.755	455	9.610	1:07.225	455	14.318	1:07.991	3	20.864	1:08.726	3	26.580	1:09.321
455	5.881	1:17.883	12	10.211	1:07.954	12	14.568	1:07.640	2	21.492	1:08.656	2	26.991	1:09.104
3	7.107	1:19.109	3	11.396	1:07.785	3	15.857	1:07.744	457	26.209	1:15.816	457	33.341	1:10.737
2	7.652	1:19.654	2	12.283	1:08.127	2	16.555	1:07.555						

Weather / Track : Bright / Dry

Brands Hatch Indy
 Circuit Length = 1.2079 miles
 Start: 11:10 End: 11:32

Smarts 4U

RACE 1 - LAP CHART

Lap 6			Lap 7			Lap 8			Lap 9			Lap 10		
No	Behind	Laptime	No	Behind	Laptime	No	Behind	Laptime	No	Behind	Laptime	No	Behind	Laptime
8		1:02.839	8		1:03.405	8		1:03.715	8		1:03.089	8		1:03.273
6	0.314	1:02.499	6	0.255	1:03.346	6	0.845	1:04.305	6	0.209	1:02.453	6	0.229	1:03.293
11	2.166	1:04.244	11	2.384	1:03.623	11	1.696	1:03.027	11	1.751	1:03.144	11	1.436	1:02.958
10	4.201	1:03.087	10	3.768	1:02.972	10	3.134	1:03.081	10	3.643	1:03.598	10	3.971	1:03.601
9	15.640	1:06.279	9	16.244	1:04.009	9	15.900	1:03.371	9	16.136	1:03.325	9	15.460	1:02.597
7	16.231	1:07.542	7	18.907	1:06.081	7	20.959	1:05.767	455	26.015	1:04.385	455	26.888	1:04.146
455	22.617	1:06.368	455	24.268	1:05.056	455	24.719	1:04.166	7	30.826	1:12.956	7	33.570	1:06.017
12	27.060	1:07.051	12	30.283	1:06.628	12	32.986	1:06.418	12	36.413	1:06.516	12	39.142	1:06.002
3	32.123	1:08.382	3	35.863	1:07.145	3	38.975	1:06.827	3	43.459	1:07.573	3	47.530	1:07.344
2	32.604	1:08.452	2	36.812	1:07.613	2	40.189	1:07.092	2	44.076	1:06.976	457	47.968	1:06.844
457	38.215	1:07.713	457	40.107	1:05.297	457	42.059	1:05.667	457	44.397	1:05.427	2	48.179	1:07.376

Weather / Track : Bright / Dry

Brands Hatch Indy
 Circuit Length = 1.2079 miles
 Start: 11:10 End: 11:32

Smarts 4U

RACE 1 - LAP CHART

Lap 11			Lap 12			Lap 13			Lap 14			Lap 15		
No	Behind	Laptime	No	Behind	Laptime	No	Behind	Laptime	No	Behind	Laptime	No	Behind	Laptime
6		1:02.680	8		1:03.470	8		1:02.441	8		1:02.561	8		1:02.495
8	0.249	1:03.158	6	0.798	1:04.517	6	1.160	1:02.803	11	3.003	1:03.654	2	1 LAP	1:07.184
11	1.338	1:02.811	11	1.229	1:03.610	11	1.910	1:03.122	10	8.289	1:04.001	11	2.795	1:02.287
10	4.261	1:03.199	10	4.489	1:03.947	10	6.849	1:04.801	9	13.443	1:01.868	10	9.296	1:03.502
9	15.007	1:02.456	9	13.586	1:02.298	9	14.136	1:02.991	455	42.653	1:14.469	9	12.949	1:02.001
455	29.036	1:05.057	455	29.527	1:04.210	455	30.745	1:03.659	7	49.325	1:05.941	455	44.593	1:04.435
7	38.191	1:07.530	7	41.711	1:07.239	7	45.945	1:06.675	12	49.627	1:05.518	7	52.418	1:05.588
12	42.603	1:06.370	12	44.257	1:05.373	12	46.670	1:04.854	457	54.460	1:05.194	12	52.577	1:05.445
457	49.976	1:04.917	457	50.199	1:03.942	457	51.827	1:04.069	3	59.942	1:05.840	457	56.182	1:04.217
3	51.351	1:06.730	3	53.617	1:05.985	3	56.663	1:05.487						
2	52.712	1:07.442	2	55.278	1:06.285	2	59.129	1:06.292						

Weather / Track : Bright / Dry

Brands Hatch Indy
 Circuit Length = 1.2079 miles
 Start: 11:10 End: 11:32

Smarts 4U

RACE 1 - LAP CHART


Lap 16			Lap 17			Lap 18			Lap 19		
No	Behind	Laptime	No	Behind	Laptime	No	Behind	Laptime	No	Behind	Laptime
8		1:03.679	8		1:02.566	8		1:02.312	8		1:02.358
3	1 LAP	1:06.434	11	1.977	1:02.495	11	2.705	1:03.040	11	3.526	1:03.179
11	2.048	1:02.932	3	1 LAP	1:05.929	3	1 LAP	1:05.938	3	1 LAP	1:05.560
2	1 LAP	1:06.775	2	1 LAP	1:06.824	9	10.847	1:02.979	9	10.666	1:02.177
10	8.845	1:03.228	10	9.576	1:03.297	10	11.077	1:03.813	10	13.139	1:04.420
9	10.921	1:01.651	9	10.180	1:01.825	2	1 LAP	1:06.805	2	1 LAP	1:06.602
455	45.639	1:04.725	455	48.355	1:05.282	455	49.718	1:03.675	455	51.848	1:04.488
12	53.916	1:05.018	12	56.737	1:05.387	457	59.755	1:03.690	457	1:02.078	1:04.681
7	54.922	1:06.183	457	58.377	1:04.467	12	59.772	1:05.347	12	1:02.785	1:05.371
457	56.476	1:03.973	7	59.086	1:06.730	7	1:02.039	1:05.265	7	1:05.645	1:05.964

Weather / Track : Bright / Dry

Brands Hatch Indy
Circuit Length = 1.2079 miles
Start: 11:10 End: 11:32

Smarts 4U

RACE 4 - GRID

ROW 6	6 Ben CONSTANDUROS	453 Laurent MONTEIL
ROW 5	3 James PALMER	2 Paul BATES
ROW 4	12 Howard KAYMAN	7 David NASH
ROW 3	455 Dominique WROBLEWSKI	457 Silvano CAIRA
ROW 2	9 Jake JACKSON	10 Tom MILLS
ROW 1	8 David MOORE	11 Sarah MOORE
Pole		
		

Brands Hatch Indy
Circuit Length = 1.2079 miles

These results are provisional until the conclusion of any judicial and technical matters.

Clerk of Course :		Timekeeper :

Smarts 4U

RACE 4 - CLASSIFICATION

POS	NO	CL	NAME	ENTRY	LAPS	TIME	GAP	DIFF	MPH	BEST	ON
1	9		Jake JACKSON	Smart 4two Brabus	20	20:52.838			69.42	1:01.675	13
2	8		David MOORE	Smart 4two Brabus	20	21:02.995	10.157	10.157	68.86	1:02.097	11
3	11		Sarah MOORE	Smart 4two Brabus	20	21:04.629	11.791	1.634	68.77	1:01.954	17
4	6		Ben CONSTANDUROS	Smart 4two Brabus	20	21:04.739	11.901	0.110	68.76	1:01.485	17
5	10		Tom MILLS	Smart 4two Brabus	20	21:27.984	35.146	23.245	67.52	1:02.945	13
6	3		James PALMER	Smart 4two Brabus	20	21:39.676	46.838	11.692	66.91	1:03.114	11
7	457		Silvano CAIRA	Smart 4two Brabus	20	21:39.727	46.889	0.051	66.91	1:03.453	8
8	12		Howard KAYMAN	Smart 4two Brabus	20	21:48.177	55.339	8.450	66.48	1:03.393	14
9	7		David NASH	Smart 4two Brabus	20	21:52.377	59.539	4.200	66.27	1:04.204	19
10	2		Paul BATES	Smart 4two Brabus	19	21:14.577	1 lap	1 lap	64.82	1:05.609	13
11	453		Laurent MONTEIL	Smart 4two Brabus	18	21:14.914	2 laps	1 lap	61.39	1:08.560	15
NOT CLASSIFIED											
DNF	455		Dominique WROBLEWSKI	Smart 4two Brabus	14	15:17.521	6 laps	4 laps	66.35	1:02.735	6
FASTEST LAP											
6			Ben CONSTANDUROS	Smart 4two Brabus	17	1:01.485			70.72 mph	113.82 kph	

Weather / Track : Bright / Dry

These results are provisional until the conclusion of any judicial and technical matters.

Brands Hatch Indy

Circuit Length = 1.2079 miles

Start: 14:10 End: 14:32

Clerk of Course :

Timekeeper :

Smarts 4U

RACE 4 - LAP CHART

Lap 1			Lap 2			Lap 3			Lap 4			Lap 5		
No	Behind	Laptime	No	Behind	Laptime	No	Behind	Laptime	No	Behind	Laptime	No	Behind	Laptime
8		1:09.680	8		1:02.689	8		1:02.376	9		1:02.443	9		1:02.922
9	0.432	1:10.112	9	0.524	1:02.781	9	0.419	1:02.271	8	1.357	1:04.219	8	0.629	1:02.194
11	1.682	1:11.362	11	1.535	1:02.542	11	2.050	1:02.891	11	1.911	1:02.723	11	1.695	1:02.706
10	3.856	1:13.536	455	5.653	1:04.248	455	8.021	1:04.744	10	9.384	1:04.167	6	9.191	1:02.709
455	4.094	1:13.774	10	5.783	1:04.616	10	8.079	1:04.672	6	9.404	1:03.622	455	11.404	1:04.751
12	5.481	1:15.161	6	8.215	1:04.841	6	8.644	1:02.805	455	9.575	1:04.416	10	12.603	1:06.141
3	5.814	1:15.494	12	8.722	1:05.930	12	11.058	1:04.712	12	13.036	1:04.840	457	14.594	1:04.449
457	6.057	1:15.737	3	9.010	1:05.885	457	11.741	1:04.591	457	13.067	1:04.188	12	15.188	1:05.074
6	6.063	1:15.743	457	9.526	1:06.158	3	11.984	1:05.350	3	14.471	1:05.349	3	15.991	1:04.442
7	6.747	1:16.427	7	10.135	1:06.077	7	13.222	1:05.463	7	16.197	1:05.837	7	18.599	1:05.324
2	7.333	1:17.013	2	10.874	1:06.230	2	14.722	1:06.224	2	18.993	1:07.133	2	22.795	1:06.724
453	9.752	1:19.432	453	16.334	1:09.271	453	23.400	1:09.442	453	31.199	1:10.661	453	37.650	1:09.373

Weather / Track : Bright / Dry

Brands Hatch Indy
 Circuit Length = 1.2079 miles
 Start: 14:10 End: 14:32

Smarts 4U

RACE 4 - LAP CHART

Lap 6			Lap 7			Lap 8			Lap 9			Lap 10		
No	Behind	Laptime	No	Behind	Laptime	No	Behind	Laptime	No	Behind	Laptime	No	Behind	Laptime
9		1:01.945	9		1:02.004	9		1:01.984	9		1:02.351	9		1:02.234
8	1.854	1:03.170	8	2.877	1:03.027	8	4.204	1:03.311	8	4.941	1:03.088	8	4.956	1:02.249
11	2.300	1:02.550	11	3.849	1:03.553	11	4.401	1:02.536	11	5.360	1:03.310	11	6.159	1:03.033
6	9.743	1:02.497	6	10.887	1:03.148	6	11.552	1:02.649	6	11.531	1:02.330	453	1 LAP	1:11.898
455	12.194	1:02.735	10	16.272	1:03.395	10	18.265	1:03.977	10	19.291	1:03.377	6	11.500	1:02.203
10	14.881	1:04.223	457	18.255	1:03.760	457	19.724	1:03.453	457	23.154	1:05.781	10	21.128	1:04.071
457	16.499	1:03.850	12	18.646	1:03.708	12	20.223	1:03.561	3	23.880	1:04.381	457	25.017	1:04.097
12	16.942	1:03.699	3	20.268	1:04.075	3	21.850	1:03.566	455	30.467	1:04.408	3	26.381	1:04.735
3	18.197	1:04.151	7	25.064	1:05.270	7	27.979	1:04.899	7	31.662	1:06.034	455	31.672	1:03.439
7	21.798	1:05.144	455	26.918	1:16.728	455	28.410	1:03.476	12	35.241	1:17.369	7	35.079	1:05.651
2	27.240	1:06.390	2	31.627	1:06.391	2	40.077	1:10.434	2	44.506	1:06.780	12	39.087	1:06.080
453	45.142	1:09.437	453	52.318	1:09.180	453	59.227	1:08.893				2	48.335	1:06.063

Weather / Track : Bright / Dry

Brands Hatch Indy
 Circuit Length = 1.2079 miles
 Start: 14:10 End: 14:32

Smarts 4U

RACE 4 - LAP CHART

Lap 11			Lap 12			Lap 13			Lap 14			Lap 15		
No	Behind	Laptime	No	Behind	Laptime	No	Behind	Laptime	No	Behind	Laptime	No	Behind	Laptime
9		1:02.000	9		1:01.978	9		1:01.675	9		1:02.436	9		1:02.758
8	5.053	1:02.097	8	5.459	1:02.384	8	6.228	1:02.444	8	6.613	1:02.821	2	1 LAP	1:06.191
11	6.873	1:02.714	11	7.775	1:02.880	11	9.584	1:03.484	11	10.116	1:02.968	8	6.910	1:03.055
6	12.107	1:02.607	6	12.664	1:02.535	6	13.163	1:02.174	6	12.666	1:01.939	11	9.672	1:02.314
453	1 LAP	1:12.456	10	25.096	1:03.658	10	26.366	1:02.945	10	27.557	1:03.627	6	11.616	1:01.708
10	23.416	1:04.288	453	1 LAP	1:10.585	3	32.528	1:03.474	3	33.931	1:03.839	10	28.388	1:03.589
457	27.149	1:04.132	457	30.278	1:05.107	457	33.116	1:04.513	457	34.192	1:03.512	3	35.569	1:04.396
3	27.495	1:03.114	3	30.729	1:05.212	453	1 LAP	1:12.017	455	38.385	1:03.318	457	35.955	1:04.521
455	32.855	1:03.183	455	35.000	1:04.123	455	37.503	1:04.178	453	1 LAP	1:08.822	12	46.973	1:03.877
7	37.786	1:04.707	7	40.898	1:05.090	7	43.443	1:04.220	7	45.596	1:04.589	7	47.603	1:04.765
12	41.409	1:04.322	12	43.176	1:03.745	12	44.897	1:03.396	12	45.854	1:03.393	453	1 LAP	1:11.131
2	52.463	1:06.128	2	56.395	1:05.910	2	1:00.329	1:05.609						

Weather / Track : Bright / Dry

Brands Hatch Indy
 Circuit Length = 1.2079 miles
 Start: 14:10 End: 14:32

Smarts 4U

RACE 4 - LAP CHART

Lap 16			Lap 17			Lap 18			Lap 19			Lap 20		
No	Behind	Laptime	No	Behind	Laptime	No	Behind	Laptime	No	Behind	Laptime	No	Behind	Laptime
9		1:02.320	9		1:02.226	9		1:02.368	9		1:01.849	9		1:02.181
2	1 LAP	1:05.814	8	7.407	1:02.657	453	2 LAPS	1:10.934	8	8.666	1:02.858	8	10.157	1:03.672
8	6.976	1:02.386	2	1 LAP	1:06.450	8	7.657	1:02.618	6	11.164	1:03.034	11	11.791	1:02.782
11	9.572	1:02.220	11	9.300	1:01.954	11	9.538	1:02.606	11	11.190	1:03.501	6	11.901	1:02.918
6	10.964	1:01.668	6	10.223	1:01.485	6	9.979	1:02.124	453	2 LAPS	1:12.574	2	1 LAP	1:06.309
10	29.537	1:03.469	10	30.735	1:03.424	2	1 LAP	1:06.537	2	1 LAP	1:06.247	453	2 LAPS	1:10.248
457	37.734	1:04.099	3	41.352	1:04.349	10	31.714	1:03.347	10	33.095	1:03.230	10	35.146	1:04.232
3	39.229	1:05.980	457	41.394	1:05.886	3	42.851	1:03.867	3	44.537	1:03.535	3	46.838	1:04.482
12	48.358	1:03.705	12	50.387	1:04.255	457	43.086	1:04.060	457	44.823	1:03.586	457	46.889	1:04.247
7	49.761	1:04.478	7	51.855	1:04.320	12	51.517	1:03.498	12	53.426	1:03.758	12	55.339	1:04.094
453	1 LAP	1:08.560				7	55.022	1:05.535	7	57.377	1:04.204	7	59.539	1:04.343

Weather / Track : Bright / Dry

Brands Hatch Indy
 Circuit Length = 1.2079 miles
 Start: 14:10 End: 14:32

Open Saloons

QUALIFYING - RACE 2 - CLASSIFICATION

POS	NO	CL	NAME	ENTRY	TIME	ON	LAPS	GAP	DIFF	MPH
1	43	B	Andy THOMPSON	Seat Leon	59.308	6	8			73.32
2	9	B	Colin TESTER	Ford Sierra Cosworth	1:01.139	10	10	1.831	1.831	71.12
3	78	HR	Colin GOMM	Mercedes SLK	1:01.805	8	9	2.497	0.666	70.36
4	55	T3	Chris WHITEMAN	Honda Civic Type R	1:02.590	6	10	3.282	0.785	69.47
5	34	B	Stephen DANN	VW Golf	1:02.619	8	9	3.311	0.029	69.44
6	21	HR	Dave LONGHURST	Mitsubishi Colt	1:03.732	5	6	4.424	1.113	68.23
7	88	C	David BARKER	Ginetta G40	1:04.339	9	9	5.031	0.607	67.58
8	90	C	Rod BIRLEY	Peugeot 205 Gti	1:05.080	4	4	5.772	0.741	66.81
9	77	T3	Peter OSBOURNE	Renault Clio	1:05.142	8	9	5.834	0.062	66.75
10	71	C	Nick PROUDLOCK	Ford Escort MK1	1:05.301	8	9	5.993	0.159	66.59
11	29	T3	Steve ROTHERY	Renault Clio	1:05.758	6	9	6.450	0.457	66.13
12	51	T4	Jon WILD	Rover Metro	1:06.974	7	9	7.666	1.216	64.92
13	99	B	Vic HOPE	VW Corrado	1:08.434	5	8	9.126	1.460	63.54
14	90	C	Richard BRENT	Peugeot 205	1:08.508	3	3	9.200	0.074	63.47
15	87	C	Graham RICHARDSON	Vauxhall Nova GSI		0	0			

Car 99 please fit working transponder for race to be timed

Weather / Track : Bright / Damp

These results are provisional until the conclusion of any judicial and technical matters.

Brands Hatch Indy

Circuit Length = 1.2079 miles

Start: 09:29 End: 09:40

Clerk of Course :

Timekeeper :

Open Saloons

QUALIFYING - RACE 2 - LAP ANALYSIS

9	Colin TESTER		B Ford Sierra Cosworth				
1 -	1:09.276	+ 8.137	9:30:25.166	6 -	1:01.557	+ 0.418	9:35:36.378
2 -	1:03.526	+ 2.387	9:31:28.692	7 -	1:01.704	+ 0.565	9:36:38.082
3 -	1:02.814	+ 1.675	9:32:31.506	8 -	1:01.875	+ 0.736	9:37:39.957
4 -	1:01.916	+ 0.777	9:33:33.422	9 -	1:01.223	+ 0.084	9:38:41.180
5 -	1:01.399	+ 0.260	9:34:34.821	10 -	1:01.139		9:39:42.319
21	Dave LONGHURST		HR Mitsubishi Colt				
1 -	1:13.527	+ 9.795	9:30:32.478	4 -	1:05.039	+ 1.307	9:33:48.666
2 -	1:05.862	+ 2.130	9:31:38.340	5 -	1:03.732		9:34:52.398
3 -	1:05.287	+ 1.555	9:32:43.627	6 -	1:05.039	+ 1.307	9:35:57.437
29	Steve ROTHERY		T3 Renault Clio				
1 -	1:17.449	+ 11.691	9:30:45.268	6 -	1:05.758		9:36:26.280
2 -	1:10.287	+ 4.529	9:31:55.555	7 -	1:05.955	+ 0.197	9:37:32.235
3 -	1:09.353	+ 3.595	9:33:04.908	8 -	1:06.207	+ 0.449	9:38:38.442
4 -	1:07.872	+ 2.114	9:34:12.780	9 -	1:07.278	+ 1.520	9:39:45.720
5 -	1:07.742	+ 1.984	9:35:20.522				
34	Stephen DANN		B VW Golf				
1 -	1:13.293	+ 10.674	9:30:36.241	6 -	1:03.117	+ 0.498	9:35:59.226
2 -	1:06.013	+ 3.394	9:31:42.254	7 -	1:03.967	+ 1.348	9:37:03.193
3 -	1:05.300	+ 2.681	9:32:47.554	8 -	1:02.619		9:38:05.812
4 -	1:04.085	+ 1.466	9:33:51.639	9 -	1:03.987	+ 1.368	9:39:09.799
5 -	1:04.470	+ 1.851	9:34:56.109				
43	Andy THOMPSON		B Seat Leon				
1 -	1:11.446	+ 12.138	9:30:42.581	5 -	59.829	+ 0.521	9:34:43.951
2 -	1:00.931	+ 1.623	9:31:43.512	6 -	59.308		9:35:43.259
3 -	1:00.715	+ 1.407	9:32:44.227	7 -	59.725	+ 0.417	9:36:42.984
4 -	59.895	+ 0.587	9:33:44.122	8 -	3:01.345 P	+ 2:02.037	9:39:44.329
51	Jon WILD		T4 Rover Metro				
1 -	1:15.989	+ 9.015	9:30:33.173	6 -	1:08.063	+ 1.089	9:36:19.167
2 -	1:12.034	+ 5.060	9:31:45.207	7 -	1:06.974		9:37:26.141
3 -	1:09.253	+ 2.279	9:32:54.460	8 -	1:06.993	+ 0.019	9:38:33.134
4 -	1:08.676	+ 1.702	9:34:03.136	9 -	1:07.172	+ 0.198	9:39:40.306
5 -	1:07.968	+ 0.994	9:35:11.104				
55	Chris WHITEMAN		T3 Honda Civic Type R				
1 -	1:15.090	+ 12.500	9:30:26.944	6 -	1:02.590		9:35:42.004
2 -	1:03.786	+ 1.196	9:31:30.730	7 -	1:04.295	+ 1.705	9:36:46.299
3 -	1:03.213	+ 0.623	9:32:33.943	8 -	1:02.907	+ 0.317	9:37:49.206
4 -	1:02.762	+ 0.172	9:33:36.705	9 -	1:04.411	+ 1.821	9:38:53.617
5 -	1:02.709	+ 0.119	9:34:39.414	10 -	1:02.598	+ 0.008	9:39:56.215
71	Nick PROUDLOCK		C Ford Escort MK1				
1 -	1:16.631	+ 11.330	9:30:45.587	6 -	1:07.981	+ 2.680	9:36:39.752
2 -	1:06.864	+ 1.563	9:31:52.451	7 -	1:07.306	+ 2.005	9:37:47.058
3 -	1:05.378	+ 0.077	9:32:57.829	8 -	1:05.301		9:38:52.359
4 -	1:27.609	+ 22.308	9:34:25.438	9 -	1:05.414	+ 0.113	9:39:57.773
5 -	1:06.333	+ 1.032	9:35:31.771				
77	Peter OSBOURNE		T3 Renault Clio				
1 -	1:18.112	+ 12.970	9:30:28.337	6 -	1:06.003	+ 0.861	9:36:06.126
2 -	1:10.052	+ 4.910	9:31:38.389	7 -	1:05.912	+ 0.770	9:37:12.038
3 -	1:08.835	+ 3.693	9:32:47.224	8 -	1:05.142		9:38:17.180
4 -	1:07.170	+ 2.028	9:33:54.394	9 -	1:05.895	+ 0.753	9:39:23.075
5 -	1:05.729	+ 0.587	9:35:00.123				

Car 99 please fit working transponder for race to be timed

Weather / Track : Bright / Damp

Brands Hatch Indy
Circuit Length = 1.2079 miles
Start: 09:29 End: 09:40

Open Saloons

QUALIFYING - RACE 2 - LAP ANALYSIS

78	Colin GOMM		HR Mercedes SLK				
1 -	1:11.505	+ 9.700	9:30:32.951	6 -	1:02.465	+ 0.660	9:35:49.784
2 -	1:05.589	+ 3.784	9:31:38.540	7 -	1:02.383	+ 0.578	9:36:52.167
3 -	1:03.190	+ 1.385	9:32:41.730	8 -	1:01.805		9:37:53.972
4 -	1:02.379	+ 0.574	9:33:44.109	9 -	1:39.073	+ 37.268	9:39:33.045
5 -	1:03.210	+ 1.405	9:34:47.319				
87	Graham RICHARDSON		C Vauxhall Nova GSI				
88	David BARKER		C Ginetta G40				
1 -	1:18.595	+ 14.256	9:30:27.089	6 -	1:04.422	+ 0.083	9:35:58.641
2 -	1:08.632	+ 4.293	9:31:35.721	7 -	1:07.146	+ 2.807	9:37:05.787
3 -	1:07.178	+ 2.839	9:32:42.899	8 -	1:04.707	+ 0.368	9:38:10.494
4 -	1:06.318	+ 1.979	9:33:49.217	9 -	1:04.339		9:39:14.833
5 -	1:05.002	+ 0.663	9:34:54.219				
90	Rod BIRLEY		C Peugeot 205 Gti				
1 -	1:13.710	+ 8.630	9:30:28.521	3 -	1:08.181	+ 3.101	9:32:45.486
2 -	1:08.784	+ 3.704	9:31:37.305	4 -	1:05.080		9:33:50.566
90	Richard BRENT		C Peugeot 205				
1 -	1:21.545	+ 13.037	9:37:41.745	3 -	1:08.508		9:39:59.767
2 -	1:09.514	+ 1.006	9:38:51.259				
99	Vic HOPE		B VW Corrado				
1 -	1:13.588	+ 5.154	9:31:59.174	5 -	1:08.434		9:36:35.879
2 -	1:09.782	+ 1.348	9:33:08.956	6 -	1:11.580	+ 3.146	9:37:47.459
3 -	1:09.448	+ 1.014	9:34:18.404	7 -	1:09.721	+ 1.287	9:38:57.180
4 -	1:09.041	+ 0.607	9:35:27.445	8 -	1:09.143	+ 0.709	9:40:06.323


Car 99 please fit working transponder for race to be timed

Weather / Track : Bright / Damp

Brands Hatch Indy
Circuit Length = 1.2079 miles
Start: 09:29 End: 09:40

Open Saloons

RACE 2 - GRID

ROW 7	1:08.434 99 Vic HOPE Please fit transponder for race to be timed	0.000 87 Graham RICHARDSON
ROW 6	1:05.758 29 Steve ROTHERY	1:06.974 51 Jon WILD
ROW 5	1:05.142 77 Peter OSBOURNE	1:05.301 71 Nick PROUDLOCK
ROW 4	1:04.339 88 David BARKER	1:05.080 90 Rod BIRLEY
ROW 3	1:02.619 34 Stephen DANN	1:03.732 21 Dave LONGHURST
ROW 2	1:01.805 78 Colin GOMM	1:02.590 55 Chris WHITEMAN
ROW 1	59.308 43 Andy THOMPSON	1:01.139 9 Colin TESTER
Pole		
		

Brands Hatch Indy
Circuit Length = 1.2079 miles

These results are provisional until the conclusion of any judicial and technical matters.

Clerk of Course :		Timekeeper :
-------------------	--	--------------

Open Saloons

RACE 2 - CLASSIFICATION

POS	NO	CL	NAME	ENTRY	LAPS	TIME	GAP	DIFF	MPH	BEST	ON
1	78	HR	Colin GOMM	Mercedes SLK	12	10:34.420			82.25	52.065	4
2	9	B	Colin TESTER	Ford Sierra Cosworth	12	10:45.763	11.343	11.343	80.80	53.148	4
3	43	B	Andy THOMPSON	Seat Leon	12	11:07.803	33.383	22.040	78.14	54.326	6
4	55	T3	Chris WHITEMAN	Honda Civic Type R	12	11:21.749	47.329	13.946	76.54	55.898	4
5	90	C	Rod BIRLEY	Peugeot 205 Gti	12	11:21.792	47.372	0.043	76.53	55.019	9
6	29	T3	Steve ROTHERY	Renault Clio	12	11:22.187	47.767	0.395	76.49	55.001	10
7	71	C	Nick PROUDLOCK	Ford Escort MK1	11	10:41.887	1 lap	1 lap	74.52	57.265	7
8	34	B	Stephen DANN	VW Golf	11	10:43.138	1 lap	1.251	74.37	56.635	10
9	88	C	David BARKER	Ginetta G40	11	10:44.290	1 lap	1.152	74.24	56.302	11
10	99	B	Vic HOPE	VW Corrado	11	10:49.135	1 lap	4.845	73.68	57.230	10
11	51	T4	Jon WILD	Rover Metro	11	11:18.686	1 lap	29.551	70.48	1:00.760	3

NOT CLASSIFIED

DNF	21	HR	Dave LONGHURST	Mitsubishi Colt	10	9:08.410	2 laps	1 lap	79.29	53.425	10
DNF	77	T3	Peter OSBOURNE	Renault Clio	0						

FASTEST LAP

78	HR	Colin GOMM	Mercedes SLK	4	52.065	83.52 mph	134.41 kph
9	B	Colin TESTER	Ford Sierra Cosworth	4	53.148	81.82 mph	131.67 kph
29	T3	Steve ROTHERY	Renault Clio	10	55.001	79.06 mph	127.24 kph
90	C	Rod BIRLEY	Peugeot 205 Gti	9	55.019	79.03 mph	127.19 kph
51	T4	Jon WILD	Rover Metro	3	1:00.760	71.57 mph	115.18 kph

Weather / Track : Bright / Dry

These results are provisional until the conclusion of any judicial and technical matters.

Brands Hatch Indy

Circuit Length = 1.2079 miles

Start: 11:44 End: 11:56

Clerk of Course :	Timekeeper :
-------------------	--------------

Open Saloons

RACE 2 - LAP CHART

Lap 1			Lap 2			Lap 3			Lap 4			Lap 5		
No	Behind	Laptime	No	Behind	Laptime	No	Behind	Laptime	No	Behind	Laptime	No	Behind	Laptime
9		54.964	78		52.446	78		52.073	78		52.065	78		52.424
78	1.006	55.970	9	0.673	54.125	9	2.018	53.418	9	3.101	53.148	9	4.079	53.402
55	3.463	58.427	55	6.702	56.691	55	10.695	56.066	21	14.410	54.956	21	15.868	53.882
43	4.008	58.972	21	6.933	55.765	43	11.392	56.374	55	14.528	55.898	43	18.193	55.659
21	4.620	59.584	43	7.091	56.535	21	11.519	56.659	43	14.958	55.631	55	19.056	56.952
71	8.771	1:03.735	71	13.489	58.170	71	19.236	57.820	90	24.972	57.071	90	29.156	56.608
90	8.866	1:03.830	90	14.035	58.621	90	19.966	58.004	71	25.148	57.977	29	29.875	56.549
34	8.972	1:03.936	34	16.099	1:00.579	29	22.037	57.231	29	25.750	55.778	71	30.579	57.855
88	9.358	1:04.322	88	16.768	1:00.862	34	24.117	1:00.091	34	30.234	58.182	34	35.452	57.642
29	9.622	1:04.586	99	16.876	1:00.700	99	24.317	59.514	99	31.164	58.912	99	36.325	57.585
99	9.628	1:04.592	29	16.879	1:00.709	88	24.340	59.645	88	31.310	59.035	88	37.413	58.527
51	13.019	1:07.983	51	20.697	1:01.130	51	29.384	1:00.760	51	38.081	1:00.762	51	46.440	1:00.783

Weather / Track : Bright / Dry

Brands Hatch Indy
 Circuit Length = 1.2079 miles
 Start: 11:44 End: 11:56

Open Saloons

RACE 2 - LAP CHART

Lap 6			Lap 7			Lap 8			Lap 9			Lap 10		
No	Behind	Laptime	No	Behind	Laptime	No	Behind	Laptime	No	Behind	Laptime	No	Behind	Laptime
78		52.183	78		53.665	78		52.847	78		52.631	78		53.288
9	5.423	53.527	51	1 LAP	1:01.401	9	6.254	54.056	9	7.491	53.868	34	1 LAP	57.601
21	17.195	53.510	9	5.045	53.287	51	1 LAP	1:01.242	21	18.681	53.511	88	1 LAP	56.496
43	20.336	54.326	21	17.005	53.475	21	17.801	53.643	51	1 LAP	1:01.180	99	1 LAP	58.074
55	22.942	56.069	43	21.178	54.507	43	23.392	55.061	43	25.646	54.885	9	7.753	53.550
90	32.873	55.900	55	25.390	56.113	55	28.937	56.394	55	33.576	57.270	21	18.818	53.425
29	33.260	55.568	90	34.700	55.492	90	37.592	55.739	90	39.980	55.019	51	1 LAP	1:01.128
71	36.055	57.659	29	34.906	55.311	29	37.896	55.837	29	40.572	55.307	43	27.333	54.975
34	40.596	57.327	71	39.655	57.265	71	44.289	57.481	71	49.269	57.611	55	37.486	57.198
99	41.827	57.685	34	43.988	57.057	34	48.528	57.387				90	41.790	55.098
88	42.933	57.703	99	46.326	58.164	88	51.428	57.566				29	42.285	55.001
			88	46.709	57.441	99	51.625	58.146						

Weather / Track : Bright / Dry

Brands Hatch Indy
 Circuit Length = 1.2079 miles
 Start: 11:44 End: 11:56

Open Saloons

RACE 2 - LAP CHART


Lap 11			Lap 12		
No	Behind	Laptime	No	Behind	Laptime
78		52.194	78		52.634
71	1 LAP	58.607	71	1 LAP	57.707
34	1 LAP	56.635	34	1 LAP	56.701
88	1 LAP	56.391	88	1 LAP	56.302
99	1 LAP	57.230	9	11.343	54.579
9	9.398	53.839	99	1 LAP	58.533
43	30.798	55.659	43	33.383	55.219
51	1 LAP	1:01.544	51	1 LAP	1:00.773
55	42.479	57.187	55	47.329	57.484
90	44.820	55.224	90	47.372	55.186
29	45.221	55.130	29	47.767	55.180

Weather / Track : Bright / Dry

Brands Hatch Indy
Circuit Length = 1.2079 miles
Start: 11:44 End: 11:56

Open Saloons

RACE 5 - GRID

ROW 7	90 Richard BRENT	87 Graham RICHARDSON
ROW 6	21 Dave LONGHURST	77 Peter OSBOURNE
ROW 5	99 Vic HOPE	51 Jon WILD
ROW 4	34 Stephen DANN	88 David BARKER
ROW 3	29 Steve ROTHERY	71 Nick PROUDLOCK
ROW 2	43 Andy THOMPSON	55 Chris WHITEMAN
ROW 1	78 Colin GOMM	9 Colin TESTER
Pole		
		

Brands Hatch Indy
Circuit Length = 1.2079 miles

These results are provisional until the conclusion of any judicial and technical matters.

Clerk of Course :

Timekeeper :

Open Saloons

RACE 5 - CLASSIFICATION

POS	NO	CL	NAME	ENTRY	LAPS	TIME	GAP	DIFF	MPH	BEST	ON
1	78	HR	Colin GOMM	Mercedes SLK	12	10:32.649			82.48	51.692	12
2	9	B	Colin TESTER	Ford Sierra Cosworth	12	10:45.298	12.649	12.649	80.86	53.051	4
3	90	C	Richard BRENT	Peugeot 205	12	11:01.088	28.439	15.790	78.93	54.217	5
4	43	B	Andy THOMPSON	Seat Leon	12	11:11.213	38.564	10.125	77.74	54.531	11
5	29	T3	Steve ROTHERY	Renault Clio	12	11:13.675	41.026	2.462	77.46	55.178	5
6	55	T3	Chris WHITEMAN	Honda Civic Type R	12	11:16.781	44.132	3.106	77.10	55.370	6
7	87	C	Graham RICHARDSON	Vauxhall Nova GSI	12	11:22.737	50.088	5.956	76.43	55.955	11
8	88	C	David BARKER	Ginetta G40	12	11:27.700	55.051	4.963	75.88	55.597	9
9	71	C	Nick PROUDLOCK	Ford Escort MK1	11	10:38.959	1 lap	1 lap	74.86	56.876	8
10	77	T3	Peter OSBOURNE	Renault Clio	11	11:07.861	1 lap	28.902	71.62	59.486	6
11	51	T4	Jon WILD	Rover Metro	11	11:17.523	1 lap	9.662	70.60	1:00.583	3

NOT CLASSIFIED

DNF	34	B	Stephen DANN	VW Golf	9	9:42.539	3 laps	2 laps	67.18	57.454	6
-----	----	---	--------------	---------	---	----------	--------	--------	-------	--------	---

FASTEST LAP

78	HR	Colin GOMM	Mercedes SLK	12	51.692	84.12 mph	135.38 kph
9	B	Colin TESTER	Ford Sierra Cosworth	4	53.051	81.97 mph	131.91 kph
90	C	Richard BRENT	Peugeot 205	5	54.217	80.20 mph	129.08 kph
29	T3	Steve ROTHERY	Renault Clio	5	55.178	78.81 mph	126.83 kph
51	T4	Jon WILD	Rover Metro	3	1:00.583	71.77 mph	115.51 kph

Weather / Track : Bright / Dry
 These results are provisional until the conclusion of any judicial and technical matters.

Brands Hatch Indy
 Circuit Length = 1.2079 miles
 Start: 14:40 End: 14:52

Clerk of Course :	Timekeeper :
-------------------	--------------

Open Saloons

RACE 5 - LAP CHART

Lap 1			Lap 2			Lap 3			Lap 4			Lap 5		
No	Behind	Laptime	No	Behind	Laptime	No	Behind	Laptime	No	Behind	Laptime	No	Behind	Laptime
9		55.383	78		52.398	78		52.679	78		52.430	78		52.474
78	0.620	56.003	9	0.967	53.985	9	1.870	53.582	9	2.491	53.051	9	3.270	53.253
55	2.708	58.091	55	5.528	55.838	55	8.556	55.707	90	12.205	54.603	90	13.948	54.217
43	4.946	1:00.329	90	8.295	55.891	90	10.032	54.416	55	12.282	56.156	55	15.444	55.636
29	5.251	1:00.634	43	8.519	56.591	43	11.809	55.969	43	14.410	55.031	43	16.965	55.029
90	5.422	1:00.805	29	8.940	56.707	29	12.718	56.457	29	15.498	55.210	29	18.202	55.178
34	5.577	1:00.960	87	10.750	57.342	87	15.025	56.954	87	19.045	56.450	87	22.845	56.274
87	6.426	1:01.809	71	12.686	57.900	71	17.682	57.675	71	22.265	57.013	71	27.395	57.604
71	7.804	1:03.187	88	13.354	58.327	88	18.255	57.580	88	22.647	56.822	88	27.576	57.403
88	8.045	1:03.428	34	17.000	1:04.441	34	22.097	57.776	34	28.390	58.723	34	33.766	57.850
77	9.704	1:05.087	77	17.161	1:00.475	77	24.149	59.667	77	31.276	59.557	77	38.842	1:00.040
51	11.190	1:06.573	51	19.504	1:01.332	51	27.408	1:00.583	51	35.789	1:00.811	51	44.269	1:00.954

Weather / Track : Bright / Dry

Brands Hatch Indy
 Circuit Length = 1.2079 miles
 Start: 14:40 End: 14:52

Open Saloons

RACE 5 - LAP CHART

Lap 6			Lap 7			Lap 8			Lap 9			Lap 10		
No	Behind	Laptime	No	Behind	Laptime	No	Behind	Laptime	No	Behind	Laptime	No	Behind	Laptime
78		52.381	78		52.309	78		53.189	78		52.630	78		52.525
9	4.249	53.360	51	1 LAP	1:00.879	77	1 LAP	1:01.314	34	1 LAP	1:00.741	9	8.651	53.984
90	16.196	54.629	9	5.298	53.358	9	5.963	53.854	9	7.192	53.859	77	1 LAP	1:00.842
55	18.433	55.370	90	18.259	54.372	51	1 LAP	1:01.546	77	1 LAP	1:00.479	90	23.207	54.368
43	19.303	54.719	55	22.186	56.062	90	19.403	54.333	51	1 LAP	1:01.185	51	1 LAP	1:01.462
29	21.101	55.280	43	22.361	55.367	55	25.172	56.175	90	21.364	54.591	43	32.519	55.282
87	26.841	56.377	29	23.980	55.188	43	26.225	57.053	55	29.182	56.640	55	33.151	56.494
88	32.838	57.643	87	30.931	56.399	29	27.136	56.345	43	29.762	56.167	29	33.571	56.122
71	33.364	58.350	88	36.953	56.424	87	34.340	56.598	29	29.974	55.468	87	41.544	56.059
34	38.839	57.454	71	38.408	57.353	88	40.013	56.249	87	38.010	56.300	88	46.432	55.977
77	45.947	59.486	34	45.975	59.445	71	42.095	56.876	88	42.980	55.597			
									71	46.993	57.528			

Weather / Track : Bright / Dry

Brands Hatch Indy
 Circuit Length = 1.2079 miles
 Start: 14:40 End: 14:52

Open Saloons

RACE 5 - LAP CHART

Lap 11			Lap 12		
No	Behind	Laptime	No	Behind	Laptime
78		51.939	78		51.692
71	1 LAP	57.576	71	1 LAP	57.897
34	2 LAPS	1:45.149 P	9	12.649	54.496
9	9.845	53.133	90	28.439	54.482
90	25.649	54.381	77	1 LAP	1:00.383
77	1 LAP	1:00.531	43	38.564	55.145
43	35.111	54.531	29	41.026	55.438
51	1 LAP	1:00.760	55	44.132	58.037
29	37.280	55.648	51	1 LAP	1:01.438
55	37.787	56.575	87	50.088	56.220
87	45.560	55.955	88	55.051	56.118
88	50.625	56.132			

Weather / Track : Bright / Dry

Brands Hatch Indy
Circuit Length = 1.2079 miles
Start: 14:40 End: 14:52

Britcar Production Cup

QUALIFYING - RACE 3 - CLASSIFICATION

POS	NO	CL	NAME	ENTRY	TIME	ON	LAPS	GAP	DIFF	MPH
1	9	1	HAYES / RADCLIFFE	BMW M3	55.176	15	15			78.81
2	28	3	COCKILL / COCKILL	Honda Type R	56.816	20	20	1.640	1.640	76.53
3	98	3	SMITH	MG ZR	57.563	17	17	2.387	0.747	75.54
4	80	3	JAMES / ALLEN	Honda Civic	57.615	16	16	2.439	0.052	75.47
5	77	2	JORDAN / AINGE	Honda Integra	57.662	22	22	2.486	0.047	75.41
6	68	2	SEVERS	Seat Toldeo	1:01.015	21	23	5.839	3.353	71.27
7	99	2	GANNON / COOMBER	Honda Civic	1:01.021	18	19	5.845	0.006	71.26
8	88	3	SULLIVAN	Mini Cooper Turbo	1:01.211	12	17	6.035	0.190	71.04
9	58	3	STOCKLEY / BOWERS	Renault Clio Cup	1:01.504	17	19	6.328	0.293	70.70
10	1	1	POVEY / COOMBES	BMW	1:01.512	9	16	6.336	0.008	70.69
11	94	2	ELLIOTT / BRINDELL	Honda Integra	1:01.580	8	11	6.404	0.068	70.61
12	6	3	David THOMAS	Renault Clio Cup	1:01.733	15	15	6.557	0.153	70.44
13	17	3	Tony SKELTON	Renault Clio	1:02.342	9	10	7.166	0.609	69.75
14	44	3	MAGIY / PARKER	Mini Cooper S	1:05.528	13	17	10.352	3.186	66.36

Weather / Track : Bright / Damp
 These results are provisional until the conclusion of any judicial and technical matters.

Brands Hatch Indy
 Circuit Length = 1.2079 miles
 Start: 09:47 End: 10:13

Clerk of Course :		Timekeeper :
-------------------	--	--------------

Britcar Production Cup

QUALIFYING - RACE 3 - LAP ANALYSIS

1	POVEY / COOMBES			1 BMW		
1 -	1:20.047	+ 18.535	9:52:22.463	9 -	1:01.512	10:00:56.933
2 -	1:07.002	+ 5.490	9:53:29.465	10 -	5:27.841 P	+ 4:26.329
3 -	1:05.885	+ 4.373	9:54:35.350	11 -	1:13.858	+ 12.346
4 -	1:05.565	+ 4.053	9:55:40.915	12 -	1:06.552	+ 5.040
5 -	1:04.714	+ 3.202	9:56:45.629	13 -	1:06.932	+ 5.420
6 -	1:04.251	+ 2.739	9:57:49.880	14 -	1:05.150	+ 3.638
7 -	1:03.165	+ 1.653	9:58:53.045	15 -	1:03.783	+ 2.271
8 -	1:02.376	+ 0.864	9:59:55.421	16 -	1:02.088	+ 0.576
6	David THOMAS			3 Renault Clio Cup		
1 -	1:21.677	+ 19.944	9:48:29.562	9 -	1:04.082	+ 2.349
2 -	1:12.179	+ 10.446	9:49:41.741	10 -	1:02.951	+ 1.218
3 -	1:11.337	+ 9.604	9:50:53.078	11 -	5:20.383 P	+ 4:18.650
4 -	1:07.321	+ 5.588	9:52:00.399	12 -	1:06.725	+ 4.992
5 -	1:06.462	+ 4.729	9:53:06.861	13 -	1:03.103	+ 1.370
6 -	1:04.983	+ 3.250	9:54:11.844	14 -	1:03.263	+ 1.530
7 -	1:04.556	+ 2.823	9:55:16.400	15 -	1:01.733	10:08:02.579
8 -	1:03.939	+ 2.206	9:56:20.339			
9	HAYES / RADCLIFFE			1 BMW M3		
1 -	1:13.683	+ 18.507	9:50:59.676	9 -	1:04.963	+ 9.787
2 -	1:07.002	+ 11.826	9:52:06.678	10 -	58.825	+ 3.649
3 -	1:02.501	+ 7.325	9:53:09.179	11 -	56.906	+ 1.730
4 -	1:02.968	+ 7.792	9:54:12.147	12 -	56.896	+ 1.720
5 -	58.016	+ 2.840	9:55:10.163	13 -	56.311	+ 1.135
6 -	56.641	+ 1.465	9:56:06.804	14 -	55.344	+ 0.168
7 -	56.020	+ 0.844	9:57:02.824	15 -	55.176	10:07:23.619
8 -	3:36.374 P	+ 2:41.198	10:00:39.198			
17	Tony SKELTON			3 Renault Clio		
1 -	1:12.831	+ 10.489	9:51:12.465	6 -	1:03.000	+ 0.658
2 -	1:07.136	+ 4.794	9:52:19.601	7 -	1:03.335	+ 0.993
3 -	1:04.699	+ 2.357	9:53:24.300	8 -	1:02.583	+ 0.241
4 -	1:05.043	+ 2.701	9:54:29.343	9 -	1:02.342	9:59:44.966
5 -	1:04.363	+ 2.021	9:55:33.706	10 -	1:41.596 P	+ 39.254
28	COCKILL / COCKILL			3 Honda Type R		
1 -	1:16.878	+ 20.062	9:48:43.491	11 -	1:00.185	+ 3.369
2 -	1:01.955	+ 5.139	9:49:45.446	12 -	59.388	+ 2.572
3 -	1:00.241	+ 3.425	9:50:45.687	13 -	58.515	+ 1.699
4 -	59.659	+ 2.843	9:51:45.346	14 -	2:34.266 P	+ 1:37.450
5 -	59.360	+ 2.544	9:52:44.706	15 -	1:16.185	+ 19.369
6 -	59.208	+ 2.392	9:53:43.914	16 -	1:11.283	+ 14.467
7 -	3:39.992 P	+ 2:43.176	9:57:23.906	17 -	1:00.834	+ 4.018
8 -	1:18.259	+ 21.443	9:58:42.165	18 -	57.737	+ 0.921
9 -	1:05.049	+ 8.233	9:59:47.214	19 -	57.133	+ 0.317
10 -	1:01.247	+ 4.431	10:00:48.461	20 -	56.816	10:12:40.803
44	MAGIY / PARKER			3 Mini Cooper S		
1 -	1:21.699	+ 16.171	9:49:06.925	10 -	1:07.158	+ 1.630
2 -	1:12.840	+ 7.312	9:50:19.765	11 -	1:05.612	+ 0.084
3 -	1:09.598	+ 4.070	9:51:29.363	12 -	1:27.643	+ 22.115
4 -	3:34.751 P	+ 2:29.223	9:55:04.114	13 -	1:05.528	10:06:06.578
5 -	1:35.581	+ 30.053	9:56:39.695	14 -	1:06.923	+ 1.395
6 -	1:15.514	+ 9.986	9:57:55.209	15 -	1:10.135	+ 4.607
7 -	1:08.129	+ 2.601	9:59:03.338	16 -	2:46.526 P	+ 1:40.998
8 -	1:08.692	+ 3.164	10:00:12.030	17 -	1:17.860	+ 12.332
9 -	1:08.607	+ 3.079	10:01:20.637			
58	STOCKLEY / BOWERS			3 Renault Clio Cup		
1 -	1:20.059	+ 18.555	9:48:29.763	11 -	1:10.252	+ 8.748
						10:01:47.578

Weather / Track : Bright / Damp

Brands Hatch Indy
Circuit Length = 1.2079 miles
Start: 09:47 End: 10:13

Britcar Production Cup

QUALIFYING - RACE 3 - LAP ANALYSIS

2 -	1:12.017	+ 10.513	9:49:41.780	12 -	1:04.804	+ 3.300	10:02:52.382
3 -	1:08.448	+ 6.944	9:50:50.228	13 -	1:12.321	+ 10.817	10:04:04.703
4 -	1:08.426	+ 6.922	9:51:58.654	14 -	1:03.061	+ 1.557	10:05:07.764
5 -	1:07.275	+ 5.771	9:53:05.929	15 -	1:02.259	+ 0.755	10:06:10.023
6 -	1:05.945	+ 4.441	9:54:11.874	16 -	1:01.741	+ 0.237	10:07:11.764
7 -	1:05.641	+ 4.137	9:55:17.515	17 -	1:01.504		10:08:13.268
8 -	1:05.744	+ 4.240	9:56:23.259	18 -	3:07.799 P	+ 2:06.295	10:11:21.067
9 -	1:04.402	+ 2.898	9:57:27.661	19 -	1:07.875	+ 6.371	10:12:28.942
10 -	3:09.665 P	+ 2:08.161	10:00:37.326				
68	SEVERS		2	Seat Toldeo			
1 -	1:18.412	+ 17.397	9:48:35.134	13 -	1:03.224	+ 2.209	10:02:07.677
2 -	1:11.640	+ 10.625	9:49:46.774	14 -	1:02.238	+ 1.223	10:03:09.915
3 -	1:09.912	+ 8.897	9:50:56.686	15 -	1:01.904	+ 0.889	10:04:11.819
4 -	1:06.676	+ 5.661	9:52:03.362	16 -	1:01.345	+ 0.330	10:05:13.164
5 -	1:07.893	+ 6.878	9:53:11.255	17 -	1:02.753	+ 1.738	10:06:15.917
6 -	1:07.362	+ 6.347	9:54:18.617	18 -	1:02.412	+ 1.397	10:07:18.329
7 -	1:05.249	+ 4.234	9:55:23.866	19 -	1:02.514	+ 1.499	10:08:20.843
8 -	1:04.845	+ 3.830	9:56:28.711	20 -	1:01.206	+ 0.191	10:09:22.049
9 -	1:13.491	+ 12.476	9:57:42.202	21 -	1:01.015		10:10:23.064
10 -	1:04.748	+ 3.733	9:58:46.950	22 -	1:01.058	+ 0.043	10:11:24.122
11 -	1:13.416	+ 12.401	10:00:00.366	23 -	1:01.657	+ 0.642	10:12:25.779
12 -	1:04.087	+ 3.072	10:01:04.453				
77	JORDAN / AINGE		2	Honda Integra			
1 -	1:13.581	+ 15.919	9:48:37.017	12 -	1:01.011	+ 3.349	10:02:18.986
2 -	1:10.842	+ 13.180	9:49:47.859	13 -	59.418	+ 1.756	10:03:18.404
3 -	1:14.072	+ 16.410	9:51:01.931	14 -	59.950	+ 2.288	10:04:18.354
4 -	1:03.709	+ 6.047	9:52:05.640	15 -	58.835	+ 1.173	10:05:17.189
5 -	1:01.781	+ 4.119	9:53:07.421	16 -	1:19.897	+ 22.235	10:06:37.086
6 -	1:03.477	+ 5.815	9:54:10.898	17 -	59.575	+ 1.913	10:07:36.661
7 -	59.050	+ 1.388	9:55:09.948	18 -	59.196	+ 1.534	10:08:35.857
8 -	1:00.233	+ 2.571	9:56:10.181	19 -	59.125	+ 1.463	10:09:34.982
9 -	59.467	+ 1.805	9:57:09.648	20 -	58.022	+ 0.360	10:10:33.004
10 -	3:00.970 P	+ 2:03.308	10:00:10.618	21 -	57.799	+ 0.137	10:11:30.803
11 -	1:07.357	+ 9.695	10:01:17.975	22 -	57.662		10:12:28.465
80	JAMES / ALLEN		3	Honda Civic			
1 -	1:20.627	+ 23.012	9:54:29.958	9 -	3:01.046 P	+ 2:03.431	10:05:10.095
2 -	1:08.166	+ 10.551	9:55:38.124	10 -	1:04.216	+ 6.601	10:06:14.311
3 -	1:05.880	+ 8.265	9:56:44.004	11 -	1:01.055	+ 3.440	10:07:15.366
4 -	1:07.864	+ 10.249	9:57:51.868	12 -	1:00.576	+ 2.961	10:08:15.942
5 -	1:06.689	+ 9.074	9:58:58.557	13 -	59.589	+ 1.974	10:09:15.531
6 -	1:03.113	+ 5.498	10:00:01.670	14 -	58.780	+ 1.165	10:10:14.311
7 -	1:05.905	+ 8.290	10:01:07.575	15 -	58.062	+ 0.447	10:11:12.373
8 -	1:01.474	+ 3.859	10:02:09.049	16 -	57.615		10:12:09.988
88	SULLIVAN		3	Mini Cooper Turbo			
1 -	1:19.806	+ 18.595	9:48:34.581	10 -	1:02.300	+ 1.089	9:58:30.334
2 -	1:11.651	+ 10.440	9:49:46.232	11 -	1:01.290	+ 0.079	9:59:31.624
3 -	1:06.243	+ 5.032	9:50:52.475	12 -	1:01.211		10:00:32.835
4 -	1:05.219	+ 4.008	9:51:57.694	13 -	1:12.006	+ 10.795	10:01:44.841
5 -	1:11.438	+ 10.227	9:53:09.132	14 -	3:52.898 P	+ 2:51.687	10:05:37.739
6 -	1:04.782	+ 3.571	9:54:13.914	15 -	1:06.309	+ 5.098	10:06:44.048
7 -	1:04.531	+ 3.320	9:55:18.445	16 -	1:11.667	+ 10.456	10:07:55.715
8 -	1:06.741	+ 5.530	9:56:25.186	17 -	5:16.268 P	+ 4:15.057	10:13:11.983
9 -	1:02.848	+ 1.637	9:57:28.034				
94	ELLIOTT / BRINDELL		2	Honda Integra			
1 -	1:17.296	+ 15.716	9:54:21.310	7 -	1:09.196	+ 7.616	10:06:01.588
2 -	1:08.487	+ 6.907	9:55:29.797	8 -	1:01.580		10:07:03.168
3 -	1:05.353	+ 3.773	9:56:35.150	9 -	3:46.586 P	+ 2:45.006	10:10:49.754
4 -	1:10.381	+ 8.801	9:57:45.531	10 -	1:11.333	+ 9.753	10:12:01.087

Weather / Track : Bright / Damp

Brands Hatch Indy
Circuit Length = 1.2079 miles
Start: 09:47 End: 10:13

Britcar Production Cup
QUALIFYING - RACE 3 - LAP ANALYSIS


5 -	1:03.925	+ 2.345	9:58:49.456	11 -	1:05.586	+ 4.006	10:13:06.673
6 -	6:02.936 P	+ 5:01.356	10:04:52.392				
98	SMITH		3	MG ZR			
1 -	1:20.087	+ 22.524	9:48:30.967	10 -	1:00.806	+ 3.243	10:01:11.027
2 -	1:11.929	+ 14.366	9:49:42.896	11 -	1:22.052	+ 24.489	10:02:33.079
3 -	1:07.765	+ 10.202	9:50:50.661	12 -	1:00.902	+ 3.339	10:03:33.981
4 -	1:04.562	+ 6.999	9:51:55.223	13 -	59.902	+ 2.339	10:04:33.883
5 -	1:11.930	+ 14.367	9:53:07.153	14 -	4:32.715 P	+ 3:35.152	10:09:06.598
6 -	1:05.441	+ 7.878	9:54:12.594	15 -	1:05.285	+ 7.722	10:10:11.883
7 -	3:45.228 P	+ 2:47.665	9:57:57.822	16 -	58.018	+ 0.455	10:11:09.901
8 -	1:09.591	+ 12.028	9:59:07.413	17 -	57.563		10:12:07.464
9 -	1:02.808	+ 5.245	10:00:10.221				
99	GANNON / COOMBER		2	Honda Civic			
1 -	1:20.444	+ 19.423	9:48:34.035	11 -	1:14.502	+ 13.481	10:04:02.062
2 -	1:12.059	+ 11.038	9:49:46.094	12 -	1:07.413	+ 6.392	10:05:09.475
3 -	1:10.260	+ 9.239	9:50:56.354	13 -	1:04.727	+ 3.706	10:06:14.202
4 -	1:10.417	+ 9.396	9:52:06.771	14 -	1:03.048	+ 2.027	10:07:17.250
5 -	1:08.698	+ 7.677	9:53:15.469	15 -	1:02.114	+ 1.093	10:08:19.364
6 -	1:09.631	+ 8.610	9:54:25.100	16 -	1:01.655	+ 0.634	10:09:21.019
7 -	1:09.275	+ 8.254	9:55:34.375	17 -	1:01.063	+ 0.042	10:10:22.082
8 -	1:08.236	+ 7.215	9:56:42.611	18 -	1:01.021		10:11:23.103
9 -	1:08.779	+ 7.758	9:57:51.390	19 -	1:02.564	+ 1.543	10:12:25.667
10 -	4:56.170 P	+ 3:55.149	10:02:47.560				

Weather / Track : Bright / Damp

Brands Hatch Indy
 Circuit Length = 1.2079 miles
 Start: 09:47 End: 10:13

Britcar Production Cup

RACE 3 - GRID

ROW 7	1:02.342 17 Tony SKELTON	1:05.528 44 MAGIY / PARKER
ROW 6	1:01.580 94 ELLIOTT / BRINDELL	1:01.733 6 David THOMAS
ROW 5	1:01.504 58 STOCKLEY / BOWERS	1:01.512 1 POVEY / COOMBES
ROW 4	1:01.021 99 GANNON / COOMBER	1:01.211 88 SULLIVAN
ROW 3	57.662 77 JORDAN / AINGE	1:01.015 68 SEVERS
ROW 2	57.563 98 SMITH	57.615 80 JAMES / ALLEN
ROW 1	55.176 9 HAYES / RADCLIFFE	56.816 28 COCKILL / COCKILL
Pole		
		

Brands Hatch Indy
Circuit Length = 1.2079 miles

These results are provisional until the conclusion of any judicial and technical matters.

Clerk of Course :		Timekeeper :

Britcar Production Cup

RACE 3 - CLASSIFICATION

POS	NO	CL	NAME	ENTRY	LAPS	TIME	GAP	DIFF	MPH	BEST	ON
1	9	1	HAYES / RADCLIFFE	BMW M3	98	1:30:10.178			78.77	50.959	73
2	1	1	POVEY / COOMBES	BMW	98	1:30:40.201	30.023	30.023	78.33	51.595	65
3	77	2	JORDAN / AINGE	Honda Integra	97	1:30:39.264	1 lap	1 lap	77.54	52.097	87
4	28	3	COCKILL / COCKILL	Honda Type R	94	1:30:47.664	4 laps	3 laps	75.03	53.825	71
5	6	3	David THOMAS	Renault Clio Cup	93	1:30:21.551	5 laps	1 lap	74.59	54.007	35
6	94	2	ELLIOTT / BRINDELL	Honda Integra	91	1:30:15.164	7 laps	2 laps	73.07	54.568	24
7	17	3	Tony SKELTON	Renault Clio	90	1:30:31.851	8 laps	1 lap	72.05	55.893	45
8	88	3	SULLIVAN	Mini Cooper Turbo	89	1:30:12.860	9 laps	1 lap	71.50	54.016	21
9	99	2	GANNON / COOMBER	Honda Civic	83	1:26:25.367	15 laps	6 laps	70.44	54.800	78
10	58	3	STOCKLEY / BOWERS	Renault Clio Cup	80	1:22:54.841	18 laps	3 laps	69.92	55.197	77
11	98	3	SMITH	MG ZR	76	1:30:51.586	22 laps	4 laps	60.62	53.843	76

NOT CLASSIFIED

DNC	80	3	JAMES / ALLEN	Honda Civic	74	1:27:18.892	24 laps	2 laps	61.42	54.288	39
DNC	44	3	MAGIY / PARKER	Mini Cooper S	7	45:13.752	91 laps	67 laps	11.21	57.922	3
DNC	68	2	SEVERS	Seat Toldeo	3	5:29.420	95 laps	4 laps	39.60	57.017	2

FASTEST LAP

9	1	HAYES / RADCLIFFE	BMW M3	73	50.959	85.33 mph	137.33 kph
77	2	JORDAN / AINGE	Honda Integra	87	52.097	83.47 mph	134.33 kph
28	3	COCKILL / COCKILL	Honda Type R	71	53.825	80.79 mph	130.02 kph

Weather / Track : Bright / Dry

These results are provisional until the conclusion of any judicial and technical matters.

Brands Hatch Indy
Circuit Length = 1.2079 miles
Start: 12:05 End: 13:36

Clerk of Course :	Timekeeper :
-------------------	--------------

Britcar Production Cup
RACE 3 - LAP CHART

Lap 1			Lap 2			Lap 3			Lap 4			Lap 5		
No	Behind	Laptime	No	Behind	Laptime	No	Behind	Laptime	No	Behind	Laptime	No	Behind	Laptime
9		2:26.510	9		54.385	9		53.806	9		53.915	9		53.049
28	1.195	2:27.705	98	2.522	55.336	98	3.993	55.277	98	4.990	54.912	77	6.517	54.047
98	1.571	2:28.081	28	3.053	56.243	28	4.514	55.267	77	5.519	53.970	98	6.717	54.776
80	3.299	2:29.809	77	5.411	55.480	77	5.464	53.859	28	5.749	55.150	28	7.809	55.109
68	4.079	2:30.589	80	5.925	57.011	80	8.474	56.355	1	10.693	55.038	1	12.593	54.949
77	4.316	2:30.826	68	6.711	57.017	1	9.570	55.296	80	11.053	56.494	80	14.322	56.318
1	6.752	2:33.262	1	8.080	55.713	94	11.872	56.629	94	13.450	55.493	94	15.299	54.898
6	7.477	2:33.987	94	9.049	55.947	6	12.412	56.487	6	14.089	55.592	6	16.022	54.982
94	7.487	2:33.997	6	9.731	56.639	88	13.268	56.846	88	14.714	55.361	88	16.654	54.989
88	8.286	2:34.796	88	10.228	56.327	68	13.711	1:00.806	58	22.255	57.260	58	26.305	57.099
99	10.004	2:36.514	58	15.583	59.445	58	18.910	57.133	44	27.943	1:00.520	17	38.110	1:02.538
58	10.523	2:37.033	99	16.567	1:00.948	99	20.887	58.126	17	28.621	59.475	99	38.184	1:01.874
44	11.116	2:37.626	44	17.222	1:00.491	44	21.338	57.922	99	29.359	1:02.387			
17	11.793	2:38.303	17	17.944	1:00.536	17	23.061	58.923						

Weather / Track : Bright / Dry

Brands Hatch Indy
 Circuit Length = 1.2079 miles
 Start: 12:05 End: 13:36

Britcar Production Cup
RACE 3 - LAP CHART

Lap 6			Lap 7			Lap 8			Lap 9			Lap 10		
No	Behind	Laptime	No	Behind	Laptime	No	Behind	Laptime	No	Behind	Laptime	No	Behind	Laptime
9		54.236	9		1:10.102	9		1:17.742	9		1:16.238	9		53.464
77	6.816	54.535	77	0.726	1:04.012	77	0.665	1:17.681	77	0.867	1:16.440	77	2.493	55.090
98	7.910	55.429	98	1.348	1:03.540	98	1.326	1:17.720	98	1.811	1:16.723	98	3.527	55.180
28	9.663	56.090	28	2.074	1:02.513	28	2.065	1:17.733	28	1.990	1:16.163	1	3.844	55.251
1	13.507	55.150	1	5.046	1:01.641	1	4.290	1:16.986	1	2.057	1:14.005	28	4.675	56.149
80	16.008	55.922	80	6.303	1:00.397	80	5.235	1:16.674	80	3.451	1:14.454	94	6.935	55.921
94	16.318	55.255	94	7.072	1:00.856	94	5.736	1:16.406	94	4.478	1:14.980	6	7.223	56.024
6	17.115	55.329	6	7.396	1:00.383	6	6.186	1:16.532	6	4.663	1:14.715	80	7.570	57.583
88	17.769	55.351	88	8.113	1:00.446	88	7.012	1:16.641	88	5.017	1:14.243	88	7.745	56.192
58	29.568	57.499	58	16.604	57.138	58	7.931	1:09.069	58	5.446	1:13.753	58	8.895	56.913
17	44.234	1:00.360	17	33.637	59.505	17	14.824	58.929	17	8.758	1:10.172	17	12.792	57.498
99	44.713	1:00.765	99	35.042	1:00.431	99	19.959	1:02.659	99	9.114	1:05.393	99	15.819	1:00.169

Weather / Track : Bright / Dry

Brands Hatch Indy
 Circuit Length = 1.2079 miles
 Start: 12:05 End: 13:36

Britcar Production Cup

RACE 3 - LAP CHART

Lap 11			Lap 12			Lap 13			Lap 14			Lap 15		
No	Behind	Laptime	No	Behind	Laptime	No	Behind	Laptime	No	Behind	Laptime	No	Behind	Laptime
9		52.771	9		52.678	9		52.379	9		52.296	9		52.004
77	3.884	54.162	77	4.440	53.234	44	8 LAPS	8:37.719 P	77	6.169	53.088	77	7.381	53.216
1	5.275	54.202	1	5.765	53.168	77	5.377	53.316	1	6.766	52.777	1	7.774	53.012
98	5.556	54.800	98	7.104	54.226	1	6.285	52.899	98	11.551	55.022	98	13.796	54.249
28	6.541	54.637	28	8.436	54.573	98	8.825	54.100	28	12.785	54.742	28	15.246	54.465
6	9.485	55.033	6	11.647	54.840	28	10.339	54.282	6	16.546	54.876	6	19.359	54.817
88	10.233	55.259	88	12.145	54.590	6	13.966	54.698	88	17.248	54.731	88	19.745	54.501
94	10.799	56.635	94	12.980	54.859	88	14.813	55.047	94	18.966	55.892	94	22.159	55.197
58	12.615	56.491	58	15.868	55.931	94	15.370	54.769	58	23.352	56.232	58	27.536	56.188
17	17.860	57.839	17	23.194	58.012	58	19.416	55.927	17	33.397	57.306	17	38.978	57.585
99	22.655	59.607	99	29.387	59.410	17	28.387	57.572	99	42.211	58.651	99	48.957	58.750
						99	35.856	58.848						

Weather / Track : Bright / Dry

Brands Hatch Indy
 Circuit Length = 1.2079 miles
 Start: 12:05 End: 13:36

Britcar Production Cup
RACE 3 - LAP CHART

Lap 16			Lap 17			Lap 18			Lap 19			Lap 20		
No	Behind	Laptime	No	Behind	Laptime	No	Behind	Laptime	No	Behind	Laptime	No	Behind	Laptime
9		52.479	9		52.533	9		52.047	9		52.569	9		52.125
1	8.346	53.051	99	1 LAP	58.721	1	8.603	52.515	17	1 LAP	57.454	17	1 LAP	56.383
77	9.074	54.172	1	8.135	52.322	99	1 LAP	58.414	1	8.426	52.392	1	8.741	52.440
98	15.599	54.282	77	9.603	53.062	77	11.496	53.940	77	13.010	54.083	77	15.976	55.091
28	17.257	54.490	98	17.266	54.200	98	19.483	54.264	99	1 LAP	59.662	99	1 LAP	58.080
6	22.580	55.700	28	19.405	54.681	28	21.857	54.499	98	21.371	54.457	98	23.448	54.202
88	22.651	55.385	6	24.974	54.927	6	27.425	54.498	28	23.899	54.611	28	26.708	54.934
94	24.839	55.159	88	25.396	55.278	88	27.901	54.552	6	29.508	54.652	6	31.805	54.422
58	31.464	56.407	94	27.138	54.832	94	30.002	54.911	88	30.075	54.743	88	32.507	54.557
17	43.545	57.046	58	35.311	56.380	58	39.579	56.315	94	32.154	54.721	94	35.137	55.108
			17	48.089	57.077				58	43.310	56.300	58	47.305	56.120

Weather / Track : Bright / Dry

Brands Hatch Indy
 Circuit Length = 1.2079 miles
 Start: 12:05 End: 13:36

Britcar Production Cup
RACE 3 - LAP CHART

Lap 21			Lap 22			Lap 23			Lap 24			Lap 25		
No	Behind	Laptime	No	Behind	Laptime	No	Behind	Laptime	No	Behind	Laptime	No	Behind	Laptime
9		51.941	9		51.898	9		51.951	9		51.773	9		52.155
1	8.855	52.055	58	1 LAP	56.598	58	1 LAP	56.563	58	1 LAP	56.560	1	10.167	52.572
17	1 LAP	56.437	1	8.994	52.037	1	9.377	52.334	1	9.750	52.146	58	1 LAP	57.050
77	18.268	54.233	17	1 LAP	56.389	17	1 LAP	59.665	77	25.112	54.492	77	26.770	53.813
98	26.190	54.683	77	20.278	53.908	77	22.393	54.066	17	1 LAP	57.652	17	1 LAP	57.323
99	1 LAP	58.762	98	28.571	54.279	98	30.968	54.348	98	33.354	54.159	98	36.163	54.964
28	29.159	54.392	28	31.961	54.700	28	34.681	54.671	28	38.029	55.121	28	40.273	54.399
6	34.169	54.305	99	1 LAP	58.105	6	39.458	54.746	6	42.231	54.546	6	44.651	54.575
88	34.582	54.016	6	36.663	54.392	88	39.703	54.470	88	42.830	54.900	88	45.101	54.426
94	38.165	54.969	88	37.184	54.500	99	1 LAP	58.514	94	47.226	54.568	94	50.243	55.172
			94	41.401	55.134	94	44.431	54.981	99	1 LAP	57.442			

Weather / Track : Bright / Dry

Brands Hatch Indy
 Circuit Length = 1.2079 miles
 Start: 12:05 End: 13:36

Britcar Production Cup
RACE 3 - LAP CHART

Lap 26			Lap 27			Lap 28			Lap 29			Lap 30		
No	Behind	Laptime	No	Behind	Laptime	No	Behind	Laptime	No	Behind	Laptime	No	Behind	Laptime
9		52.135	9		52.139	9		51.789	9		52.047	9		53.298
99	2 LAPS	57.499	94	1 LAP	55.754	44	22 LAPS	13:02.076 P	6	1 LAP	54.718	6	1 LAP	54.687
1	10.128	52.096	99	2 LAPS	56.829	94	1 LAP	55.172	88	1 LAP	55.369	17	2 LAPS	58.226
58	1 LAP	56.130	1	10.101	52.112	99	2 LAPS	56.695	94	1 LAP	55.944	88	1 LAP	54.649
77	28.508	53.873	58	1 LAP	56.076	1	10.443	52.131	1	11.470	53.074	1	11.112	52.940
98	38.521	54.493	77	31.415	55.046	80	17 LAPS	15:42.672 P	99	2 LAPS	57.220	94	1 LAP	56.983
17	1 LAP	57.867	98	40.894	54.512	58	1 LAP	55.732	80	17 LAPS	1:03.135	99	2 LAPS	56.429
28	42.685	54.547	17	1 LAP	58.120	77	34.165	54.539	58	1 LAP	56.089	80	17 LAPS	57.246
6	46.771	54.255	28	45.170	54.624	98	43.434	54.329	77	36.225	54.107	58	1 LAP	56.114
88	47.245	54.279	6	49.627	54.995	28	48.676	55.295	98	45.654	54.267	77	37.449	54.522
			88	50.116	55.010	17	1 LAP	57.226	28	51.146	54.517	98	46.664	54.308

Weather / Track : Bright / Dry

Brands Hatch Indy
 Circuit Length = 1.2079 miles
 Start: 12:05 End: 13:36

Britcar Production Cup
RACE 3 - LAP CHART

Lap 31			Lap 32			Lap 33			Lap 34			Lap 35		
No	Behind	Laptime	No	Behind	Laptime	No	Behind	Laptime	No	Behind	Laptime	No	Behind	Laptime
9		52.040	9		51.801	9		51.690	9		51.855	9		51.715
28	1 LAP	54.608	28	1 LAP	55.017	28	1 LAP	55.434	98	1 LAP	54.570	98	1 LAP	54.365
6	1 LAP	54.513	6	1 LAP	54.616	6	1 LAP	54.340	28	1 LAP	55.172	1	13.465	52.715
88	1 LAP	54.229	88	1 LAP	54.380	88	1 LAP	54.435	6	1 LAP	54.054	28	1 LAP	55.143
17	2 LAPS	56.212	1	11.483	52.031	1	12.292	52.499	1	12.465	52.028	6	1 LAP	55.146
1	11.253	52.181	17	2 LAPS	56.221	17	2 LAPS	56.467	88	1 LAP	54.388	88	1 LAP	54.585
94	1 LAP	55.201	94	1 LAP	55.442	94	1 LAP	55.606	17	2 LAPS	58.149	17	2 LAPS	56.895
99	2 LAPS	56.012	99	2 LAPS	56.617	99	2 LAPS	56.217	94	1 LAP	55.359	94	1 LAP	55.386
80	17 LAPS	55.790	80	17 LAPS	55.478	80	17 LAPS	55.264	99	2 LAPS	56.259	99	2 LAPS	56.280
58	1 LAP	55.899	58	1 LAP	55.888	77	45.338	53.884	80	17 LAPS	55.266	80	17 LAPS	57.320
77	39.471	54.062	77	43.144	55.474	58	1 LAP	56.212	77	48.634	55.151	77	51.210	54.291
98	48.690	54.066	98	51.558	54.669				58	1 LAP	56.680			

Weather / Track : Bright / Dry

Brands Hatch Indy
 Circuit Length = 1.2079 miles
 Start: 12:05 End: 13:36

Britcar Production Cup
RACE 3 - LAP CHART

Lap 36			Lap 37			Lap 38			Lap 39			Lap 40		
No	Behind	Laptime	No	Behind	Laptime	No	Behind	Laptime	No	Behind	Laptime	No	Behind	Laptime
9		52.988	9		52.912	9		52.137	9		52.195	9		52.645
58	2 LAPS	56.868	77	1 LAP	55.365	77	1 LAP	54.423	80	18 LAPS	55.481	99	3 LAPS	57.356
98	1 LAP	54.209	58	2 LAPS	56.614	98	1 LAP	55.129	77	1 LAP	54.421	80	18 LAPS	55.274
1	12.979	52.502	98	1 LAP	54.157	58	2 LAPS	57.365	98	1 LAP	54.463	77	1 LAP	53.822
28	1 LAP	54.801	1	12.681	52.614	1	13.368	52.824	1	14.038	52.865	1	14.146	52.753
6	1 LAP	54.007	6	1 LAP	54.286	6	1 LAP	54.876	58	2 LAPS	56.591	98	1 LAP	54.404
88	1 LAP	54.327	28	1 LAP	54.977	88	1 LAP	54.551	6	1 LAP	54.769	58	2 LAPS	56.307
17	2 LAPS	56.510	88	1 LAP	54.089	28	1 LAP	56.060	88	1 LAP	55.204	6	1 LAP	55.014
94	1 LAP	54.813	94	1 LAP	55.031	94	1 LAP	55.174	28	1 LAP	55.007	88	1 LAP	54.918
99	2 LAPS	56.201	17	2 LAPS	56.382	17	2 LAPS	58.108	94	1 LAP	55.936	28	1 LAP	54.929
80	17 LAPS	55.730	99	2 LAPS	55.960	99	2 LAPS	56.365	17	2 LAPS	56.420	94	1 LAP	55.303
			80	17 LAPS	55.329							17	2 LAPS	56.568

Weather / Track : Bright / Dry

Brands Hatch Indy
 Circuit Length = 1.2079 miles
 Start: 12:05 End: 13:36

Britcar Production Cup
RACE 3 - LAP CHART

Lap 41			Lap 42			Lap 43			Lap 44			Lap 45		
No	Behind	Laptime	No	Behind	Laptime	No	Behind	Laptime	No	Behind	Laptime	No	Behind	Laptime
9		51.735	9		51.562	9		51.671	9		51.971	1		53.652
80	18 LAPS	56.269	17	3 LAPS	56.779	94	2 LAPS	55.747	94	2 LAPS	55.390	80	18 LAPS	55.524
77	1 LAP	54.900	77	1 LAP	54.330	17	3 LAPS	56.356	17	3 LAPS	56.161	98	1 LAP	55.151
99	3 LAPS	58.922	80	18 LAPS	55.213	77	1 LAP	53.952	80	18 LAPS	55.159	99	3 LAPS	56.984
1	15.472	53.061	99	3 LAPS	56.834	80	18 LAPS	55.689	1	20.049	53.397	88	1 LAP	54.187
98	1 LAP	54.497	1	17.117	53.207	1	18.623	53.177	99	3 LAPS	55.701	28	1 LAP	55.503
58	2 LAPS	56.226	98	1 LAP	54.398	99	3 LAPS	56.609	98	1 LAP	54.551	6	1 LAP	55.084
6	1 LAP	54.604	58	2 LAPS	55.852	98	1 LAP	54.381	88	1 LAP	55.093	58	2 LAPS	59.612
88	1 LAP	54.408	6	1 LAP	54.681	58	2 LAPS	56.171	58	2 LAPS	1:00.434	94	1 LAP	55.454
28	1 LAP	54.850	88	1 LAP	54.686	6	1 LAP	54.097	28	1 LAP	55.758	77	2 LAPS	2:33.007 P
94	1 LAP	55.464	28	1 LAP	55.129	88	1 LAP	54.110	6	1 LAP	1:00.217	17	2 LAPS	56.632
						28	1 LAP	55.615	94	1 LAP	55.466			
									17	2 LAPS	56.234			

Weather / Track : Bright / Dry

Brands Hatch Indy
 Circuit Length = 1.2079 miles
 Start: 12:05 End: 13:36

Britcar Production Cup
RACE 3 - LAP CHART

Lap 46			Lap 47			Lap 48			Lap 49			Lap 50		
No	Behind	Laptime	No	Behind	Laptime	No	Behind	Laptime	No	Behind	Laptime	No	Behind	Laptime
1		53.764	98		54.520	98		54.431	98		54.355	98		54.877
80	18 LAPS	55.196	9	1 LAP	56.949	99	2 LAPS	56.450	80	19 LAPS	57.911	6	1 LAP	58.790
98	1 LAP	54.302	44	40 LAPS	17:57.398 P	88	11.253	54.361	88	11.333	54.435	80	19 LAPS	54.658
99	3 LAPS	56.286	99	2 LAPS	56.551	77	1 LAP	52.667	94	3 LAPS	3:30.893 P	58	6 LAPS	5:09.711 P
88	1 LAP	54.747	88	11.323	54.511	1	51.465	56.353	77	1 LAP	52.626	88	11.142	54.686
6	1 LAP	54.784	6	17.532	55.133	9	51.562	51.950	28	2 LAPS	3:07.245 P	99	3 LAPS	1:59.673 P
28	1 LAP	56.415	77	1 LAP	54.126	6	52.008	1:28.907 P	9	49.699	52.492	77	1 LAP	54.074
94	1 LAP	55.296	1	49.543	2:45.939 P	17	1 LAP	56.315	1	50.717	53.607	94	3 LAPS	1:02.054
77	2 LAPS	58.340	17	1 LAP	57.291							9	46.279	51.457
17	2 LAPS	56.903	80	18 LAPS	2:46.866 P							1	47.914	52.074
9	1 LAP	3:09.039 P	9	54.043	51.916							28	2 LAPS	58.969
98	1:01.876	54.282												
99	2 LAPS	56.189												
88	1:13.208	54.253												

Weather / Track : Bright / Dry

Brands Hatch Indy
 Circuit Length = 1.2079 miles
 Start: 12:05 End: 13:36

Britcar Production Cup
RACE 3 - LAP CHART

Lap 51			Lap 52			Lap 53			Lap 54			Lap 55		
No	Behind	Laptime	No	Behind	Laptime	No	Behind	Laptime	No	Behind	Laptime	No	Behind	Laptime
98		54.300	98		54.300	98		54.257	98		54.311	98		54.289
80	19 LAPS	54.313	80	19 LAPS	54.378	80	19 LAPS	54.907	80	19 LAPS	54.501	80	19 LAPS	54.517
88	11.700	54.858	58	6 LAPS	59.628	58	6 LAPS	58.334	58	6 LAPS	58.122	88	3 LAPS	3:30.234 P
58	6 LAPS	1:05.800	17	4 LAPS	3:11.087 P	6	3 LAPS	3:09.876 P	77	1 LAP	52.671	77	1 LAP	52.454
99	3 LAPS	1:01.907	99	3 LAPS	56.909	77	1 LAP	53.767	6	3 LAPS	58.167	58	6 LAPS	56.859
77	1 LAP	52.544	77	1 LAP	52.585	99	3 LAPS	57.035	99	3 LAPS	56.596	6	3 LAPS	54.840
94	3 LAPS	57.159	94	3 LAPS	56.360	17	4 LAPS	1:06.042	9	35.379	51.828	9	33.349	52.259
9	43.477	51.498	9	40.528	51.351	9	37.862	51.591	1	41.248	52.173	99	3 LAPS	56.145
1	48.120	54.506	1	45.942	52.122	94	3 LAPS	55.350	17	4 LAPS	58.342	1	39.302	52.343
28	2 LAPS	54.861	28	2 LAPS	54.860	1	43.386	51.701	94	3 LAPS	55.822	94	3 LAPS	55.716
						28	2 LAPS	54.400	28	2 LAPS	54.129	17	4 LAPS	57.586
												28	2 LAPS	53.906

Weather / Track : Bright / Dry

Brands Hatch Indy
 Circuit Length = 1.2079 miles
 Start: 12:05 End: 13:36

Britcar Production Cup
RACE 3 - LAP CHART

Lap 56			Lap 57			Lap 58			Lap 59			Lap 60		
No	Behind	Laptime	No	Behind	Laptime	No	Behind	Laptime	No	Behind	Laptime	No	Behind	Laptime
98		54.396	98		54.329	98		54.272	98		54.473	98		54.334
80	19 LAPS	54.520	80	19 LAPS	54.511	80	19 LAPS	54.288	80	19 LAPS	54.543	80	19 LAPS	54.312
88	3 LAPS	58.010	88	3 LAPS	54.296	88	3 LAPS	54.422	88	3 LAPS	54.363	88	3 LAPS	55.631
77	1 LAP	52.452	77	1 LAP	52.889	77	1 LAP	52.563	77	1 LAP	52.258	77	1 LAP	52.536
9	31.925	52.972	9	28.898	51.302	9	26.070	51.444	9	23.368	51.771	9	20.555	51.521
58	6 LAPS	57.212	6	3 LAPS	54.804	1	33.195	52.349	1	30.609	51.887	1	28.533	52.258
6	3 LAPS	55.216	1	35.118	52.201	6	3 LAPS	55.055	6	3 LAPS	54.616	6	3 LAPS	54.745
1	37.246	52.340	58	6 LAPS	57.662	58	6 LAPS	56.460	58	6 LAPS	56.575	99	3 LAPS	55.570
99	3 LAPS	56.110	99	3 LAPS	55.758	99	3 LAPS	55.070	99	3 LAPS	55.389	58	6 LAPS	56.534
94	3 LAPS	55.414	94	3 LAPS	55.734	94	3 LAPS	55.640	28	2 LAPS	54.706	28	2 LAPS	54.082
17	4 LAPS	56.958	28	2 LAPS	54.585	28	2 LAPS	53.997	94	3 LAPS	56.175	94	3 LAPS	55.557
28	2 LAPS	54.366	17	4 LAPS	57.631	17	4 LAPS	56.025	17	4 LAPS	56.545			

Weather / Track : Bright / Dry

Brands Hatch Indy
 Circuit Length = 1.2079 miles
 Start: 12:05 End: 13:36

Britcar Production Cup
RACE 3 - LAP CHART

Lap 61			Lap 62			Lap 63			Lap 64			Lap 65		
No	Behind	Laptime	No	Behind	Laptime	No	Behind	Laptime	No	Behind	Laptime	No	Behind	Laptime
98		54.591	9		51.223	9		51.506	9		52.483	9		51.711
17	5 LAPS	57.187	1	9.456	51.920	77	1 LAP	53.062	17	5 LAPS	56.415	77	1 LAP	52.879
80	19 LAPS	54.656	6	3 LAPS	54.613	1	9.842	51.892	77	1 LAP	53.458	88	3 LAPS	54.684
88	3 LAPS	54.376	99	3 LAPS	55.356	6	3 LAPS	54.385	88	3 LAPS	55.850	94	4 LAPS	55.856
77	1 LAP	52.467	58	6 LAPS	56.056	98	1 LAP	2:31.618 P	94	4 LAPS	58.840	17	5 LAPS	57.656
9	17.443	51.479	28	2 LAPS	54.175	99	3 LAPS	55.432	1	9.106	51.747	1	8.990	51.595
1	26.202	52.260	80	18 LAPS	55.476	28	2 LAPS	54.151	6	3 LAPS	54.456	6	3 LAPS	54.622
6	3 LAPS	54.565	94	3 LAPS	1:01.779	58	6 LAPS	56.475	28	2 LAPS	54.272	28	2 LAPS	54.236
99	3 LAPS	55.025	17	4 LAPS	56.266	80	18 LAPS	54.728	98	1 LAP	59.558	98	1 LAP	54.059
58	6 LAPS	56.534	88	2 LAPS	54.533				58	6 LAPS	56.104	58	6 LAPS	55.979
28	2 LAPS	53.956							80	18 LAPS	54.951			
94	3 LAPS	57.597												
80	18 LAPS	54.656												
17	4 LAPS	57.597												

Weather / Track : Bright / Dry

Brands Hatch Indy
 Circuit Length = 1.2079 miles
 Start: 12:05 End: 13:36

Britcar Production Cup
RACE 3 - LAP CHART

Lap 66			Lap 67			Lap 68			Lap 69			Lap 70		
No	Behind	Laptime	No	Behind	Laptime	No	Behind	Laptime	No	Behind	Laptime	No	Behind	Laptime
9		52.279	9		51.339	9		52.157	9		51.643	9		51.779
77	1 LAP	52.402	77	1 LAP	52.790	58	7 LAPS	56.728	99	7 LAPS	59.914	77	1 LAP	52.741
80	19 LAPS	55.493	80	19 LAPS	54.699	77	1 LAP	52.690	77	1 LAP	53.175	99	7 LAPS	55.370
88	3 LAPS	54.567	1	9.745	51.914	80	19 LAPS	54.726	58	7 LAPS	56.777	1	10.225	52.402
1	9.170	52.459	88	3 LAPS	55.897	1	9.476	51.888	1	9.602	51.769	58	7 LAPS	56.135
94	4 LAPS	55.561	94	4 LAPS	55.215	88	3 LAPS	55.160	80	19 LAPS	54.889	80	19 LAPS	54.776
17	5 LAPS	57.292	17	5 LAPS	56.272	94	4 LAPS	56.307	88	3 LAPS	55.921	88	3 LAPS	55.589
6	3 LAPS	54.988	6	3 LAPS	54.540	17	5 LAPS	56.116	94	4 LAPS	56.515	94	4 LAPS	56.245
28	2 LAPS	54.081	28	2 LAPS	54.085	6	3 LAPS	54.680	17	5 LAPS	58.496	17	5 LAPS	56.491
98	1 LAP	54.047	98	1 LAP	53.851	28	2 LAPS	54.244	6	3 LAPS	54.541	6	3 LAPS	54.452
58	6 LAPS	55.891	99	6 LAPS	3:43.557 P	98	1 LAP	54.473	98	1 LAP	54.326			
									28	2 LAPS	55.502			

Weather / Track : Bright / Dry

Brands Hatch Indy
 Circuit Length = 1.2079 miles
 Start: 12:05 End: 13:36

Britcar Production Cup
RACE 3 - LAP CHART

Lap 71			Lap 72			Lap 73			Lap 74			Lap 75		
No	Behind	Laptime	No	Behind	Laptime	No	Behind	Laptime	No	Behind	Laptime	No	Behind	Laptime
9		52.133	9		51.507	9		50.959	9		51.888	9		51.175
98	2 LAPS	54.610	98	2 LAPS	54.692	98	2 LAPS	54.511	6	4 LAPS	55.484	17	6 LAPS	56.990
28	3 LAPS	55.231	28	3 LAPS	53.945	28	3 LAPS	54.486	28	3 LAPS	53.825	6	4 LAPS	54.369
77	1 LAP	52.715	77	1 LAP	52.957	77	1 LAP	53.964	98	2 LAPS	55.033	28	3 LAPS	54.097
1	9.986	51.894	1	10.440	51.961	1	12.070	52.589	1	12.453	52.271	1	13.660	52.382
99	7 LAPS	55.272	99	7 LAPS	54.943	99	7 LAPS	54.881	77	1 LAP	52.937	98	2 LAPS	54.204
58	7 LAPS	55.708	58	7 LAPS	56.458	58	7 LAPS	55.808	99	7 LAPS	54.887	77	1 LAP	52.215
80	19 LAPS	54.656	80	19 LAPS	55.077	80	19 LAPS	54.968	80	19 LAPS	54.889	99	7 LAPS	55.184
94	4 LAPS	55.969	94	4 LAPS	56.778	94	4 LAPS	56.560	58	7 LAPS	56.337	80	19 LAPS	54.755
17	5 LAPS	56.546	17	5 LAPS	56.922	17	5 LAPS	56.280	94	4 LAPS	56.137	58	7 LAPS	55.606
6	3 LAPS	54.372	6	3 LAPS	54.543							88	7 LAPS	4:38.003 P
												94	4 LAPS	56.393

Weather / Track : Bright / Dry

Brands Hatch Indy
 Circuit Length = 1.2079 miles
 Start: 12:05 End: 13:36

Britcar Production Cup
RACE 3 - LAP CHART

Lap 76			Lap 77			Lap 78			Lap 79			Lap 80		
No	Behind	Laptime	No	Behind	Laptime	No	Behind	Laptime	No	Behind	Laptime	No	Behind	Laptime
9		51.511	9		52.121	9		52.073	9		51.490	9		51.409
17	6 LAPS	56.227	94	5 LAPS	56.026	88	8 LAPS	55.099	88	8 LAPS	54.849	88	8 LAPS	54.761
6	4 LAPS	54.565	6	4 LAPS	54.661	94	5 LAPS	56.764	94	5 LAPS	56.349	1	17.622	53.067
1	14.554	52.405	17	6 LAPS	57.454	6	4 LAPS	54.423	6	4 LAPS	54.375	6	4 LAPS	55.248
77	1 LAP	53.471	1	14.796	52.363	1	15.002	52.279	1	15.964	52.452	77	1 LAP	52.910
28	3 LAPS	55.651	77	1 LAP	52.793	17	6 LAPS	56.406	77	1 LAP	52.919	94	5 LAPS	58.540
99	7 LAPS	55.465	28	3 LAPS	54.470	77	1 LAP	52.278	17	6 LAPS	56.471	17	6 LAPS	56.237
80	19 LAPS	54.816	99	7 LAPS	55.781	28	3 LAPS	54.498	28	3 LAPS	54.563	28	3 LAPS	54.591
58	7 LAPS	55.877	80	19 LAPS	55.231	99	7 LAPS	54.826	99	7 LAPS	54.825	99	7 LAPS	54.837
88	7 LAPS	1:00.558	58	7 LAPS	55.235	80	19 LAPS	54.763	80	19 LAPS	54.725	80	19 LAPS	54.755
						58	7 LAPS	55.589	58	7 LAPS	55.263			

Weather / Track : Bright / Dry

Brands Hatch Indy
 Circuit Length = 1.2079 miles
 Start: 12:05 End: 13:36

Britcar Production Cup
RACE 3 - LAP CHART

Lap 81			Lap 82			Lap 83			Lap 84			Lap 85		
No	Behind	Laptime	No	Behind	Laptime	No	Behind	Laptime	No	Behind	Laptime	No	Behind	Laptime
9		51.963	9		51.049	9		52.541	9		52.360	9		51.819
58	8 LAPS	55.453	58	8 LAPS	55.584	80	20 LAPS	55.262	99	8 LAPS	55.598	99	8 LAPS	55.000
88	8 LAPS	54.551	88	8 LAPS	54.557	58	8 LAPS	55.667	80	20 LAPS	54.978	80	20 LAPS	54.835
1	18.226	52.567	1	19.795	52.618	88	8 LAPS	54.219	58	8 LAPS	55.833	58	8 LAPS	55.197
77	1 LAP	53.158	77	1 LAP	52.543	1	19.691	52.437	88	8 LAPS	54.373	1	20.764	52.739
6	4 LAPS	55.045	6	4 LAPS	54.825	77	1 LAP	52.659	1	19.844	52.513	88	8 LAPS	55.198
94	5 LAPS	56.738	94	5 LAPS	56.746	6	4 LAPS	54.878	77	1 LAP	52.421	77	1 LAP	52.558
17	6 LAPS	56.607	17	6 LAPS	56.419	94	5 LAPS	56.966	6	4 LAPS	54.601	6	4 LAPS	54.610
28	3 LAPS	54.771	28	3 LAPS	55.321	28	3 LAPS	55.358	94	5 LAPS	57.645	28	3 LAPS	54.987
99	7 LAPS	54.904	99	7 LAPS	54.873	17	6 LAPS	56.837	28	3 LAPS	55.369	94	5 LAPS	56.788
80	19 LAPS	54.887							17	6 LAPS	55.936	17	6 LAPS	56.017

Weather / Track : Bright / Dry

Brands Hatch Indy
 Circuit Length = 1.2079 miles
 Start: 12:05 End: 13:36

Britcar Production Cup
RACE 3 - LAP CHART

Lap 86			Lap 87			Lap 88			Lap 89			Lap 90		
No	Behind	Laptime	No	Behind	Laptime	No	Behind	Laptime	No	Behind	Laptime	No	Behind	Laptime
9		52.228	9		51.943	9		53.950	9		51.985	9		51.759
99	8 LAPS	54.800	99	8 LAPS	54.993	17	7 LAPS	57.093	28	4 LAPS	55.816	28	4 LAPS	55.480
80	20 LAPS	54.835	80	20 LAPS	54.972	94	6 LAPS	58.391	17	7 LAPS	55.927	17	7 LAPS	56.232
58	8 LAPS	55.520	1	22.202	52.843	99	8 LAPS	54.903	94	6 LAPS	56.971	94	6 LAPS	56.996
1	21.302	52.766	58	8 LAPS	56.167	80	20 LAPS	54.737	99	8 LAPS	54.968	99	8 LAPS	54.904
77	1 LAP	52.464	77	1 LAP	52.165	1	20.975	52.723	80	20 LAPS	55.245	80	20 LAPS	55.100
88	8 LAPS	55.571	88	8 LAPS	54.790	77	1 LAP	52.097	77	1 LAP	52.100	77	1 LAP	52.127
6	4 LAPS	54.693	6	4 LAPS	54.475	58	8 LAPS	56.048	1	22.544	53.554	1	23.445	52.660
28	3 LAPS	55.355	28	3 LAPS	55.325	88	8 LAPS	54.614	88	8 LAPS	54.601	88	8 LAPS	54.646
94	5 LAPS	57.354				6	4 LAPS	54.347	6	4 LAPS	54.608	6	4 LAPS	54.581
17	6 LAPS	56.053												

Weather / Track : Bright / Dry

Brands Hatch Indy
 Circuit Length = 1.2079 miles
 Start: 12:05 End: 13:36

Britcar Production Cup
RACE 3 - LAP CHART

Lap 91			Lap 92			Lap 93			Lap 94			Lap 95		
No	Behind	Laptime	No	Behind	Laptime	No	Behind	Laptime	No	Behind	Laptime	No	Behind	Laptime
9		51.547	9		51.477	9		51.686	9		52.503	9		50.971
28	4 LAPS	55.504	28	4 LAPS	55.950	28	4 LAPS	56.338	6	5 LAPS	55.250	6	5 LAPS	54.903
17	7 LAPS	56.133	17	7 LAPS	56.464	77	1 LAP	53.122	28	4 LAPS	56.131	28	4 LAPS	55.811
94	6 LAPS	57.896	77	1 LAP	52.744	1	27.537	52.828	77	1 LAP	52.386	77	1 LAP	52.437
99	8 LAPS	57.180	94	6 LAPS	58.233	17	7 LAPS	59.944	1	27.892	52.858	1	29.847	52.926
77	1 LAP	52.555	1	26.395	53.100	94	6 LAPS	58.216	17	7 LAPS	1:01.458	94	6 LAPS	57.677
80	20 LAPS	55.590	99	8 LAPS	55.402	80	20 LAPS	55.874	80	20 LAPS	57.283	17	7 LAPS	1:03.386
1	24.772	52.874	80	20 LAPS	55.332	88	8 LAPS	55.071	94	6 LAPS	57.946	88	8 LAPS	54.767
88	8 LAPS	54.342	88	8 LAPS	54.486				88	8 LAPS	54.676			
6	4 LAPS	54.530	6	4 LAPS	54.606									

Weather / Track : Bright / Dry

Brands Hatch Indy
 Circuit Length = 1.2079 miles
 Start: 12:05 End: 13:36

Britcar Production Cup
RACE 3 - LAP CHART

Lap 96			Lap 97			Lap 98		
No	Behind	Laptime	No	Behind	Laptime	No	Behind	Laptime
9		51.640	9		52.569	9		53.612
6	5 LAPS	54.499	88	9 LAPS	54.680	88	9 LAPS	55.717
77	1 LAP	53.623	6	5 LAPS	54.831	94	7 LAPS	59.010
1	31.167	52.960	17	8 LAPS	1:05.406	6	5 LAPS	54.607
28	4 LAPS	56.882	77	1 LAP	53.073	17	8 LAPS	1:04.488
98	22 LAPS	18:35.860	1	31.180	52.582	77	1 LAP	52.615
94	6 LAPS	59.076	28	4 LAPS	56.001	1	30.023	52.455
			98	22 LAPS	54.154	28	4 LAPS	56.482
						98	22 LAPS	53.843

Weather / Track : Bright / Dry

Brands Hatch Indy
 Circuit Length = 1.2079 miles
 Start: 12:05 End: 13:36